

Thamesville Herald



Summary Report

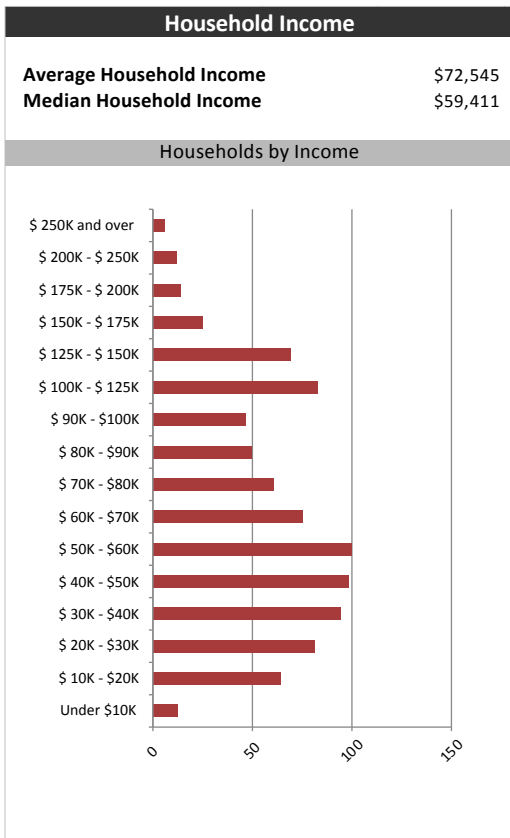
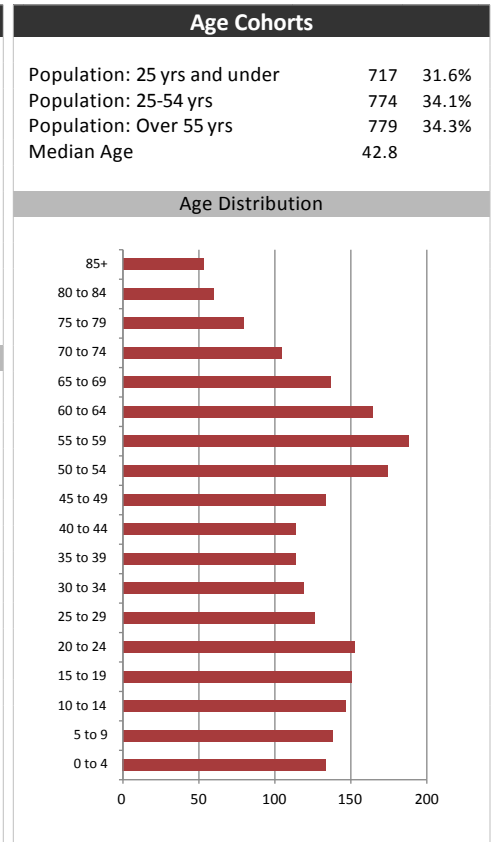
January 10, 2018

Market Information		
Average Household Spending / Yr		
Mortgage payments	\$	3,830
Cell Phone, Pager & Services	\$	1,016
Internet Access Services	\$	434
Home Renovations	\$	446
Retirement & pension fund payments	\$	950
Lotteries	\$	866
Health Insurance	\$	285
Household appliances	\$	580
Furnishings	\$	725
Computer hardware	\$	187
Auto/Truck Purchase	\$	5,177
Auto/Truck Rental or Lease	\$	60
Air Travel	\$	436

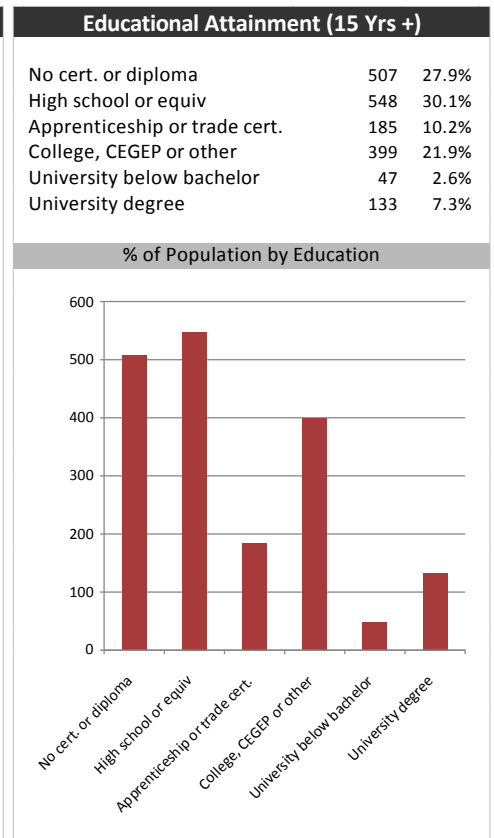
Age of Home Owners		
15 to 24 years	18	2.1%
25 to 34 years	139	15.8%
35 to 44 years	112	12.7%
45 to 54 years	124	14.1%
55 to 64 years	216	24.5%
65 to 74 years	109	12.4%
75 years or over	161	18.4%

Population & Household Summary	
Total Population	2,269
Population Growth 2012-2017	-0.9%
Population Growth 2017-2022	-0.1%
Total Households	879
Household Growth 2012-2017	0.4%
Household Growth 2017-2022	0.5%
% of Households with Children	40.4%
% of Households - Married w/ Kids	30.7%
% of Households - Single Parent	9.7%

% of Households by Household Size	
1	26.0%
2	38.0%
3	12.0%
4-5	19.0%
6+	4.0%



Visible Minorities & Language	
Population by Visible Minority	
Chinese	0.0%
South Asian	2.3%
Black	0.0%
Filipino	0.2%
Latin American	0.0%
Southeast Asian	0.3%
Arab	0.0%
West Asian	0.0%
Korean	0.2%
Japanese	0.0%
Visible minority, n.i.e.	0.0%
Multiple visible minorities	0.0%
Population by Mother Tongue	
Single Responses	99.0%
English	86.8%
French	1.5%
Non-Official languages	10.7%
Multiple responses	1.0%



Thamesville Herald



Distribution Map

Map

