

Toronto Bloor West-Parkdale Neighbourhood Voice



Summary Report

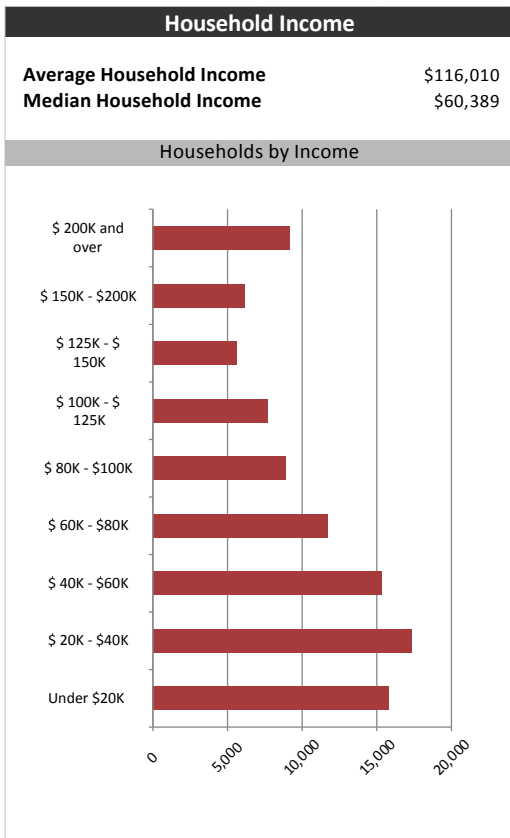
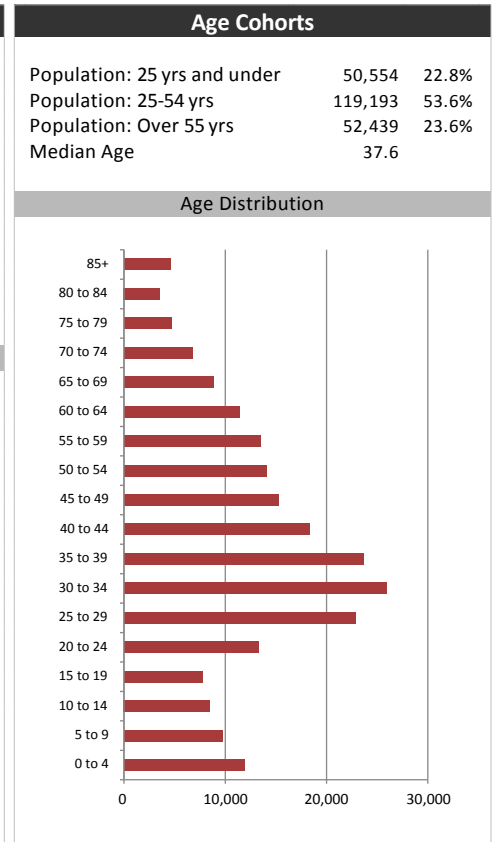
November 7, 2018

Market Information		
Average Household Spending / Yr		
Mortgage payments	\$	6,924
Cell Phone, Pager & Services	\$	1,388
Internet Access Services	\$	594
Home Renovations	\$	1,457
Retirement & pension fund payments	\$	1,891
Lotteries	\$	856
Health Insurance	\$	506
Household appliances	\$	643
Furnishings	\$	2,088
Computer hardware	\$	303
Auto/Truck Purchase	\$	4,098
Auto/Truck Rental or Lease	\$	250
Air Travel	\$	2,284

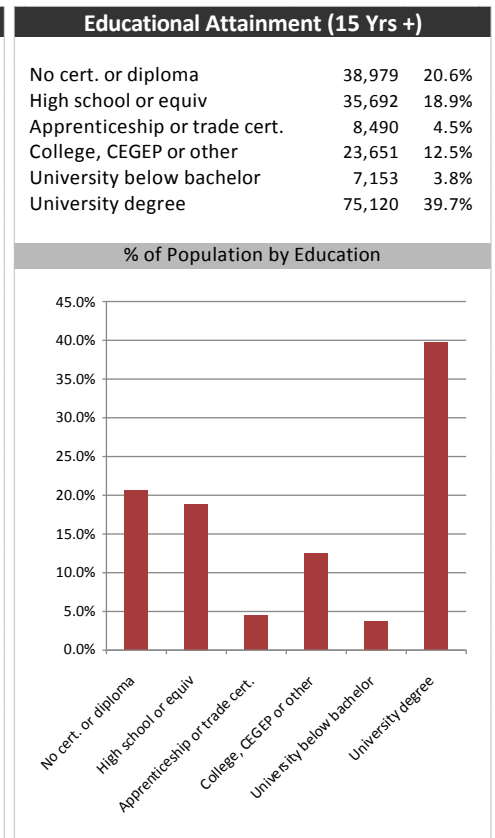
Age of Home Owners		
15 to 24 years	2,810	2.9%
25 to 34 years	23,372	24.1%
35 to 44 years	22,536	23.3%
45 to 54 years	16,514	17.0%
55 to 64 years	14,888	15.4%
65 to 74 years	9,320	9.6%
75 years or over	7,462	7.7%

Population & Household Summary	
Total Population	222,185
Population Growth 2013-2018	5.5%
Population Growth 2018-2023	3.3%
Total Households	96,901
Household Growth 2013-2018	7.3%
Household Growth 2018-2023	3.6%
% of Households with Children	34.2%
% of Households - Married w/ Kids	23.7%
% of Households - Single Parent	10.5%

% of Households by Household Size	
1 person	34.5%
2 persons	31.5%
3 persons	15.0%
4 persons	11.5%
5 or more persons	5.5%



Visible Minorities & Language	
Population by Visible Minority	
Chinese	6.6%
South Asian	4.3%
Black	6.2%
Filipino	2.1%
Latin American	3.8%
Southeast Asian	1.9%
Arab	0.6%
West Asian	0.6%
Korean	0.8%
Japanese	0.7%
Visible minority, n.i.e.	0.7%
Multiple visible minorities	1.5%
Population by Mother Tongue	
Single Responses	97.4%
English	55.0%
French	1.7%
Non-Official languages	40.6%
Multiple responses	2.6%



Toronto Bloor West-Parkdale Neighbourhood Voice



Distribution Map

Map

