

# Toronto Bloor West-Parkdale Villager



## Summary Report

January 10, 2018

Market Information		
Average Household Spending / Yr		
Mortgage payments	\$	6,653
Cell Phone, Pager & Services	\$	1,228
Internet Access Services	\$	539
Home Renovations	\$	1,361
Retirement & pension fund payments	\$	1,835
Lotteries	\$	796
Health Insurance	\$	479
Household appliances	\$	602
Furnishings	\$	1,890
Computer hardware	\$	320
Auto/Truck Purchase	\$	3,726
Auto/Truck Rental or Lease	\$	157
Air Travel	\$	1,394

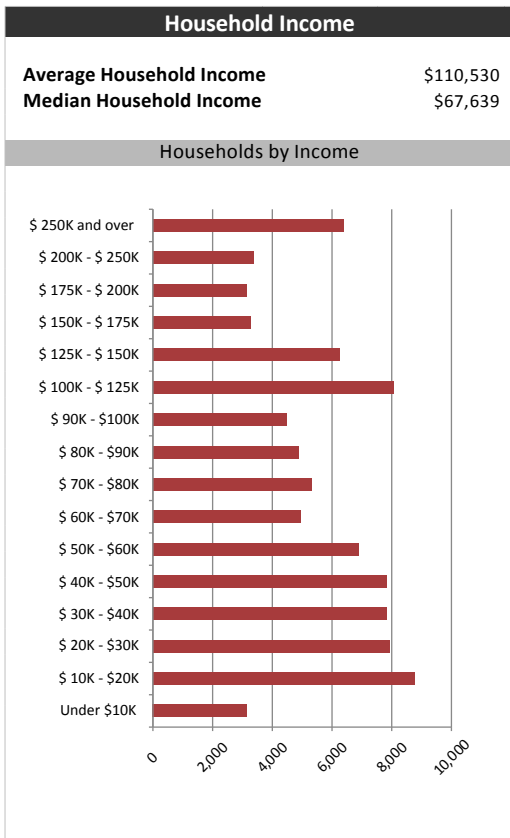
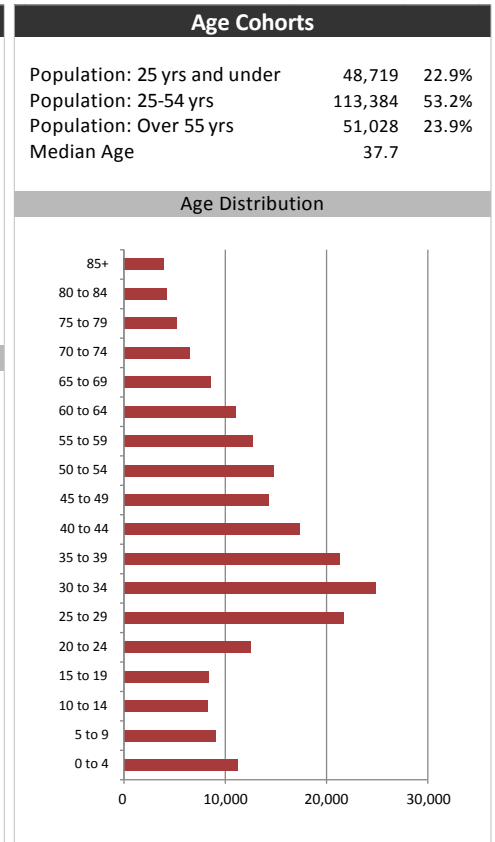
  

Age of Home Owners		
15 to 24 years	3,260	3.6%
25 to 34 years	22,404	24.4%
35 to 44 years	20,176	22.0%
45 to 54 years	16,186	17.6%
55 to 64 years	12,933	14.1%
65 to 74 years	8,681	9.5%
75 years or over	8,073	8.8%

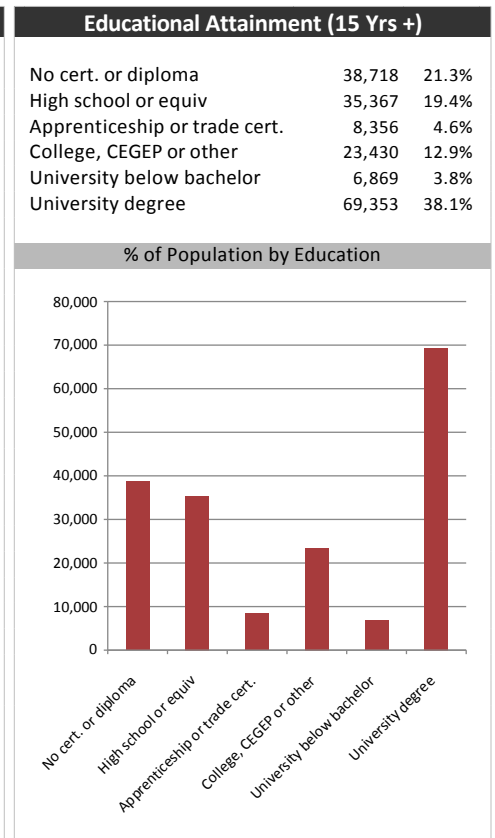
Population & Household Summary	
Total Population	213,131
Population Growth 2012-2017	4.0%
Population Growth 2017-2022	4.0%
Total Households	91,714
Household Growth 2012-2017	4.4%
Household Growth 2017-2022	4.0%
% of Households with Children	35.2%
% of Households - Married w/ Kids	24.4%
% of Households - Single Parent	10.8%

% of Households by Household Size	
1	34.5%
2	31.0%
3	15.5%
4-5	16.5%
6+	2.5%



Visible Minorities & Language	
<b>Population by Visible Minority</b>	
Chinese	6.1%
South Asian	4.0%
Black	5.7%
Filipino	1.9%
Latin American	3.9%
Southeast Asian	2.0%
Arab	0.6%
West Asian	0.5%
Korean	0.8%
Japanese	0.7%
Visible minority, n.i.e.	0.7%
Multiple visible minorities	1.3%
<b>Population by Mother Tongue</b>	
Single Responses	97.3%
English	55.3%
French	1.7%
Non-Official languages	40.3%
Multiple responses	2.7%



# Toronto Bloor West-Parkdale Villager



Distribution Map

Map

