

# Vankleek Hill Review



## Summary Report

January 10, 2018

Market Information		
Average Household Spending / Yr		
Mortgage payments	\$	4,572
Cell Phone, Pager & Services	\$	889
Internet Access Services	\$	455
Home Renovations	\$	1,073
Retirement & pension fund payments	\$	1,536
Lotteries	\$	830
Health Insurance	\$	699
Household appliances	\$	565
Furnishings	\$	1,121
Computer hardware	\$	126
Auto/Truck Purchase	\$	6,028
Auto/Truck Rental or Lease	\$	49
Air Travel	\$	504

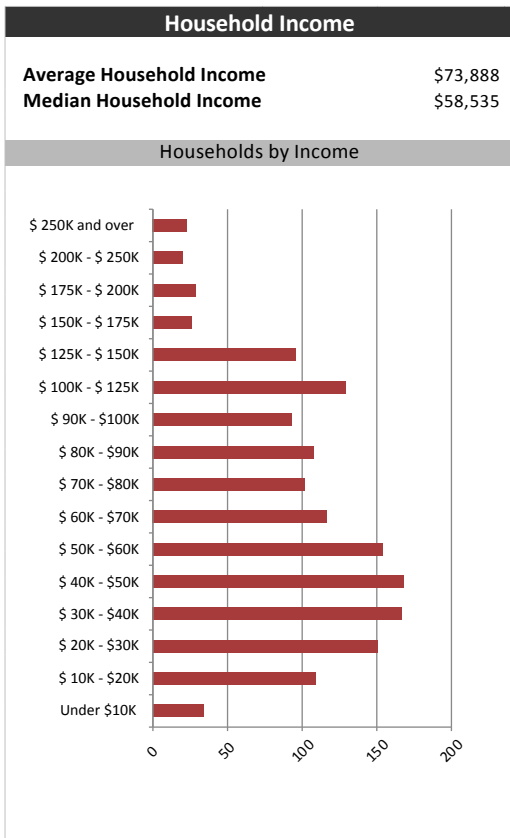
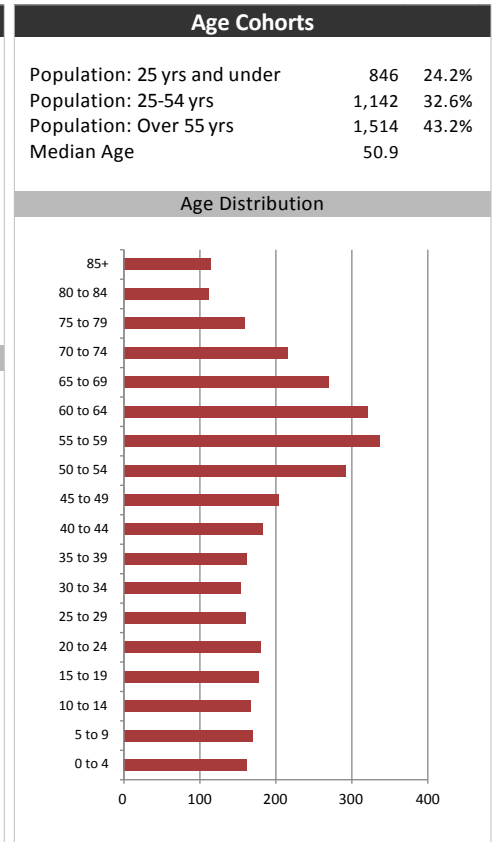
  

Age of Home Owners		
15 to 24 years	26	1.7%
25 to 34 years	143	9.5%
35 to 44 years	171	11.3%
45 to 54 years	279	18.5%
55 to 64 years	408	27.1%
65 to 74 years	255	16.9%
75 years or over	226	15.0%

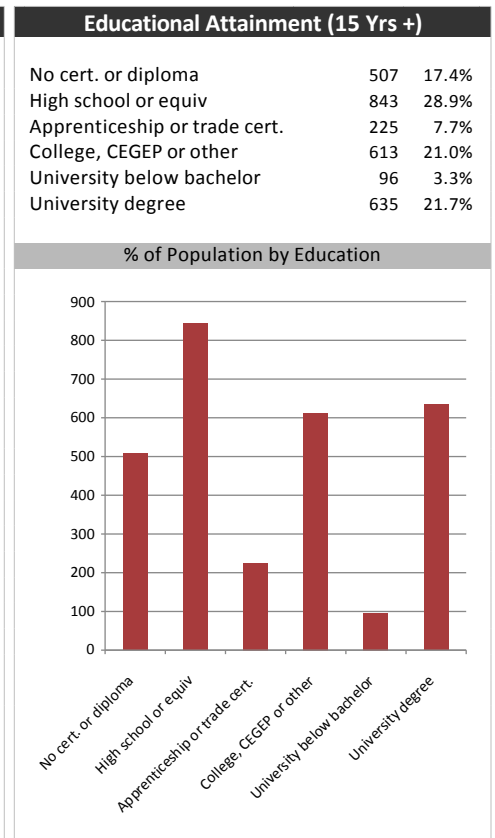
Population & Household Summary	
Total Population	3,501
Population Growth 2012-2017	-4.6%
Population Growth 2017-2022	-1.9%
Total Households	1,507
Household Growth 2012-2017	-3.1%
Household Growth 2017-2022	-1.5%
% of Households with Children	34.4%
% of Households - Married w/ Kids	26.8%
% of Households - Single Parent	7.6%

% of Households by Household Size	
1	29.5%
2	38.0%
3	13.0%
4-5	17.5%
6+	2.0%



Visible Minorities & Language	
<b>Population by Visible Minority</b>	
Chinese	0.0%
South Asian	0.0%
Black	0.0%
Filipino	0.0%
Latin American	0.1%
Southeast Asian	0.0%
Arab	0.0%
West Asian	0.0%
Korean	0.0%
Japanese	0.0%
Visible minority, n.i.e.	0.0%
Multiple visible minorities	0.0%
<b>Population by Mother Tongue</b>	
Single Responses	98.2%
English	58.3%
French	37.4%
Non-Official languages	2.6%
Multiple responses	1.8%



# Vankleek Hill Review

## Map

