

# Walkerton Herald Times



## Summary Report

January 10, 2018

Market Information		
Average Household Spending / Yr		
Mortgage payments	\$	5,185
Cell Phone, Pager & Services	\$	994
Internet Access Services	\$	444
Home Renovations	\$	753
Retirement & pension fund payments	\$	1,968
Lotteries	\$	578
Health Insurance	\$	556
Household appliances	\$	503
Furnishings	\$	1,348
Computer hardware	\$	179
Auto/Truck Purchase	\$	8,243
Auto/Truck Rental or Lease	\$	97
Air Travel	\$	363

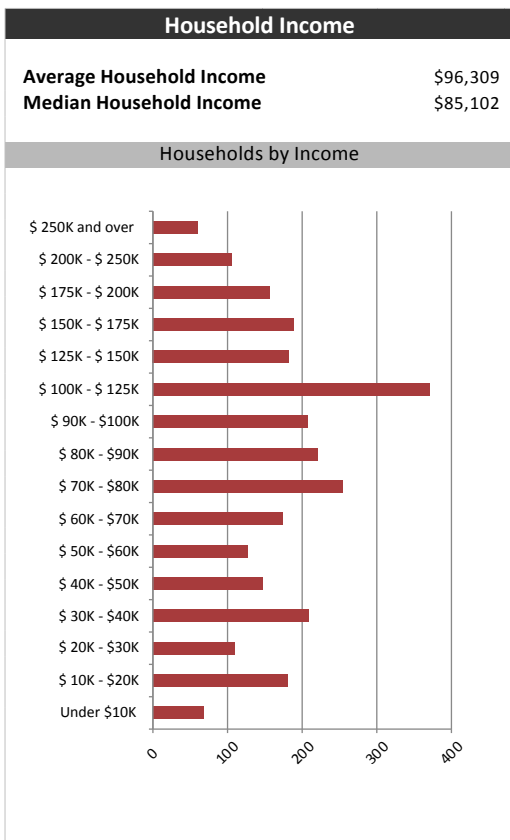
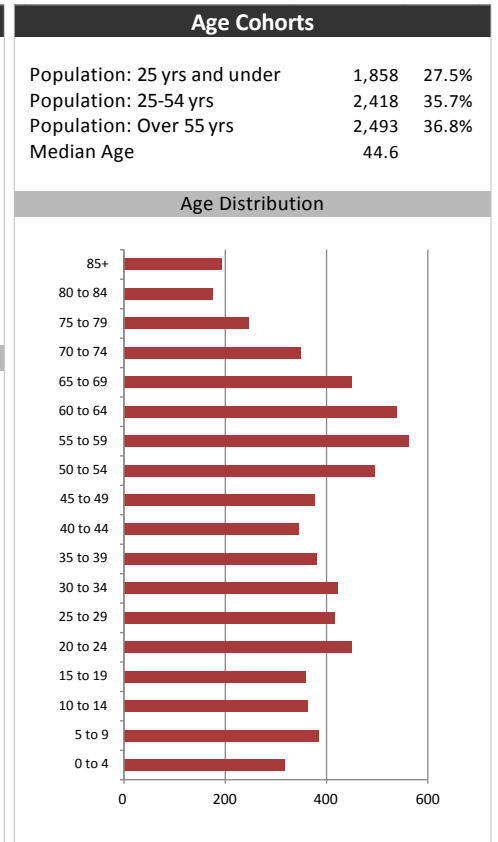
  

Age of Home Owners		
15 to 24 years	83	3.0%
25 to 34 years	476	17.5%
35 to 44 years	355	13.0%
45 to 54 years	403	14.8%
55 to 64 years	560	20.6%
65 to 74 years	479	17.6%
75 years or over	371	13.6%

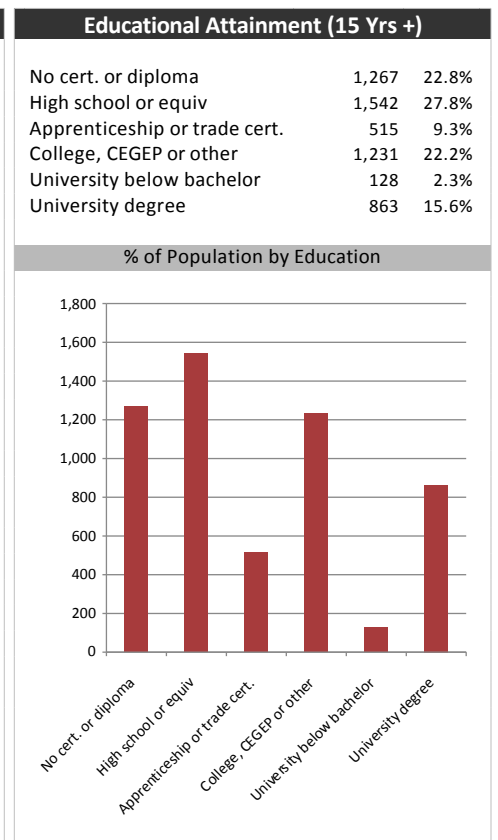
Population & Household Summary	
Total Population	6,769
Population Growth 2012-2017	2.9%
Population Growth 2017-2022	3.2%
Total Households	2,727
Household Growth 2012-2017	1.4%
Household Growth 2017-2022	2.7%
% of Households with Children	37.3%
% of Households - Married w/ Kids	29.0%
% of Households - Single Parent	8.3%

% of Households by Household Size	
1	28.5%
2	36.5%
3	14.5%
4-5	19.5%
6+	1.0%



Visible Minorities & Language	
<b>Population by Visible Minority</b>	
Chinese	0.2%
South Asian	0.1%
Black	0.1%
Filipino	0.2%
Latin American	0.1%
Southeast Asian	0.2%
Arab	0.0%
West Asian	0.0%
Korean	0.2%
Japanese	0.0%
Visible minority, n.i.e.	0.2%
Multiple visible minorities	0.2%
<b>Population by Mother Tongue</b>	
Single Responses	99.5%
English	95.9%
French	0.7%
Non-Official languages	2.9%
Multiple responses	0.5%



# Walkerton Herald Times

## Distribution Map

### Map

