

Waterdown Flamborough Review



Summary Report

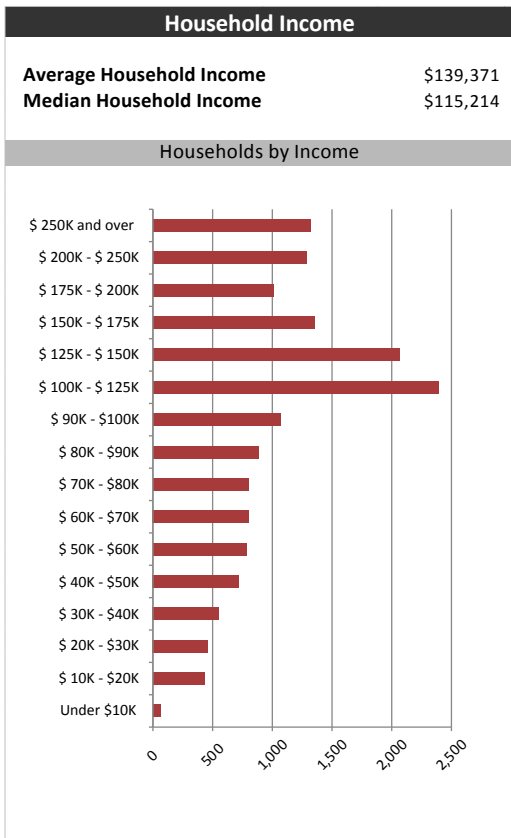
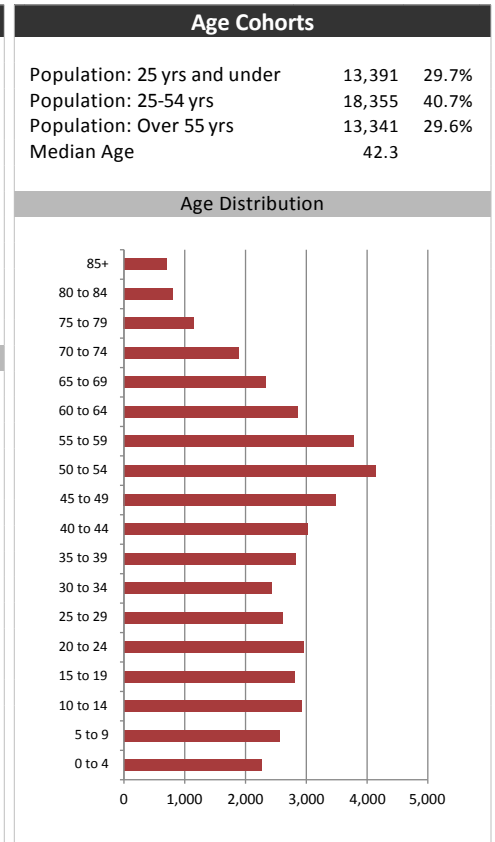
January 10, 2018

Market Information		
Average Household Spending / Yr		
Mortgage payments	\$	8,526
Cell Phone, Pager & Services	\$	1,261
Internet Access Services	\$	547
Home Renovations	\$	1,338
Retirement & pension fund payments	\$	2,489
Lotteries	\$	1,296
Health Insurance	\$	531
Household appliances	\$	861
Furnishings	\$	1,917
Computer hardware	\$	178
Auto/Truck Purchase	\$	9,431
Auto/Truck Rental or Lease	\$	163
Air Travel	\$	1,196

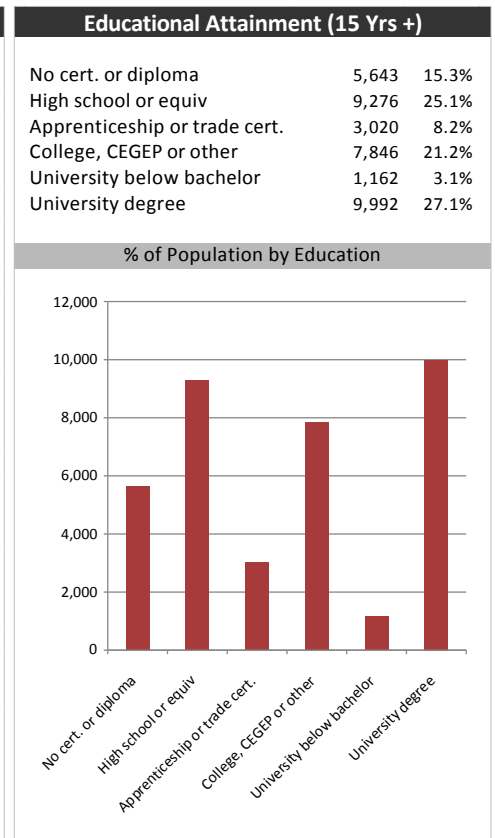
Age of Home Owners		
15 to 24 years	92	0.6%
25 to 34 years	1,799	11.4%
35 to 44 years	2,805	17.7%
45 to 54 years	3,989	25.2%
55 to 64 years	3,381	21.4%
65 to 74 years	2,074	13.1%
75 years or over	1,674	10.6%

Population & Household Summary	
Total Population	45,086
Population Growth 2012-2017	7.8%
Population Growth 2017-2022	7.8%
Total Households	15,815
Household Growth 2012-2017	8.5%
Household Growth 2017-2022	8.9%
% of Households with Children	48.9%
% of Households - Married w/ Kids	40.7%
% of Households - Single Parent	8.2%

% of Households by Household Size	
1	15.0%
2	35.0%
3	17.0%
4-5	28.0%
6+	4.0%



Visible Minorities & Language	
Population by Visible Minority	
Chinese	0.4%
South Asian	1.2%
Black	1.1%
Filipino	0.3%
Latin American	0.4%
Southeast Asian	0.1%
Arab	0.1%
West Asian	0.2%
Korean	0.2%
Japanese	0.0%
Visible minority, n.i.e.	0.5%
Multiple visible minorities	0.2%
Population by Mother Tongue	
Single Responses	99.2%
English	87.8%
French	1.5%
Non-Official languages	9.9%
Multiple responses	0.8%



Waterdown Flamborough Review



Distribution Map

Map

