

Waterloo Chronicle



Summary Report

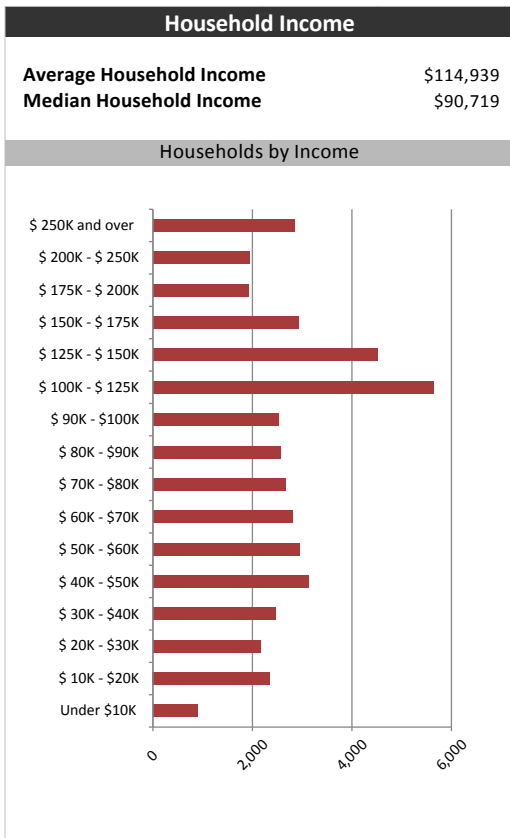
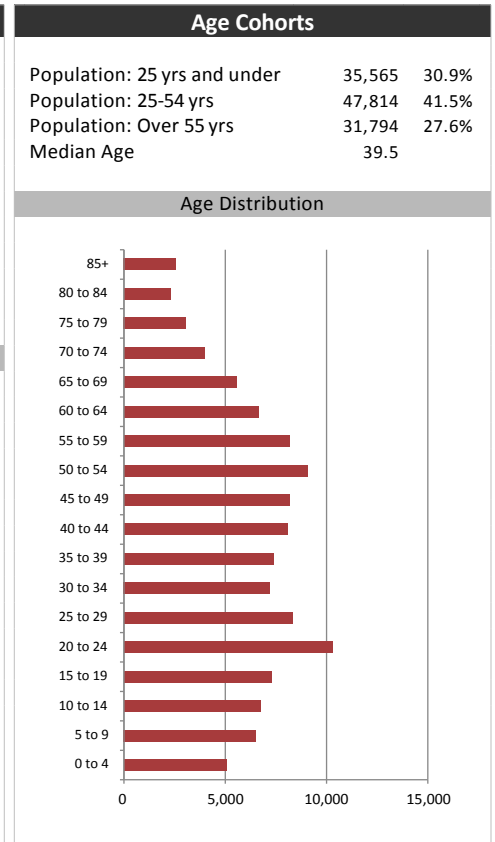
January 10, 2018

Market Information		
Average Household Spending / Yr		
Mortgage payments	\$	8,504
Cell Phone, Pager & Services	\$	1,222
Internet Access Services	\$	554
Home Renovations	\$	733
Retirement & pension fund payments	\$	2,096
Lotteries	\$	730
Health Insurance	\$	509
Household appliances	\$	680
Furnishings	\$	1,804
Computer hardware	\$	367
Auto/Truck Purchase	\$	6,990
Auto/Truck Rental or Lease	\$	233
Air Travel	\$	1,240

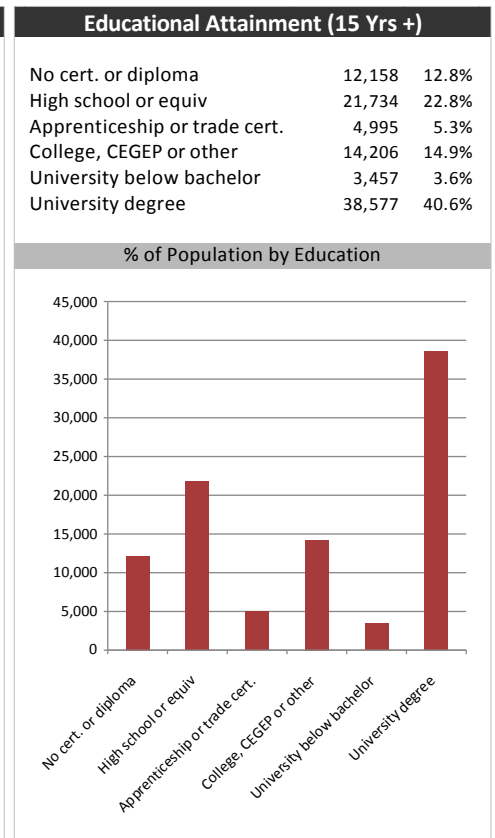
Age of Home Owners		
15 to 24 years	2,588	5.9%
25 to 34 years	7,061	16.1%
35 to 44 years	8,234	18.8%
45 to 54 years	9,073	20.7%
55 to 64 years	7,844	17.9%
65 to 74 years	5,159	11.8%
75 years or over	3,910	8.9%

Population & Household Summary	
Total Population	115,173
Population Growth 2012-2017	5.6%
Population Growth 2017-2022	4.5%
Total Households	43,869
Household Growth 2012-2017	5.5%
Household Growth 2017-2022	5.1%
% of Households with Children	43.4%
% of Households - Married w/ Kids	35.0%
% of Households - Single Parent	8.4%

% of Households by Household Size	
1	23.5%
2	32.0%
3	16.8%
4-5	25.0%
6+	2.7%



Visible Minorities & Language	
Population by Visible Minority	
Chinese	6.4%
South Asian	5.4%
Black	1.4%
Filipino	0.4%
Latin American	1.0%
Southeast Asian	1.1%
Arab	1.3%
West Asian	1.4%
Korean	0.9%
Japanese	0.3%
Visible minority, n.i.e.	0.3%
Multiple visible minorities	0.4%
Population by Mother Tongue	
Single Responses	98.5%
English	72.6%
French	1.1%
Non-Official languages	24.8%
Multiple responses	1.5%



Waterloo Chronicle



Distribution Map

Map

