

Wawa Algoma News Review



Summary Report

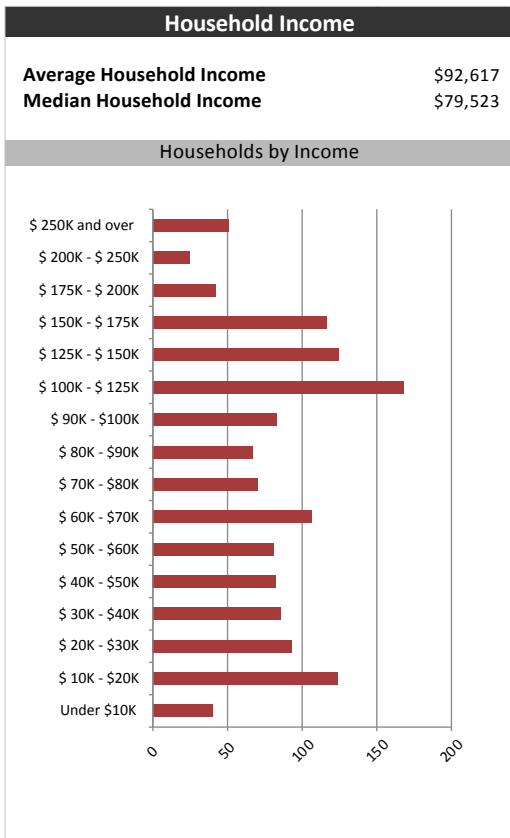
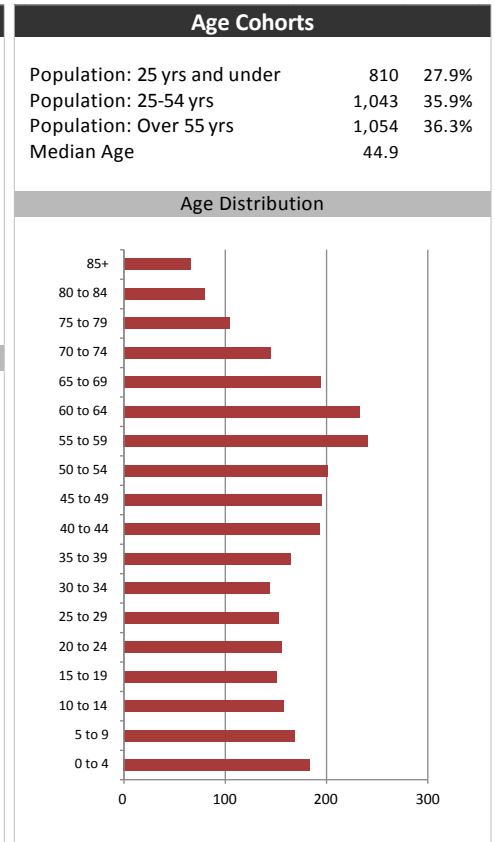
January 10, 2018

Market Information		
Average Household Spending / Yr		
Mortgage payments	\$	4,172
Cell Phone, Pager & Services	\$	868
Internet Access Services	\$	449
Home Renovations	\$	1,259
Retirement & pension fund payments	\$	2,173
Lotteries	\$	1,304
Health Insurance	\$	343
Household appliances	\$	680
Furnishings	\$	1,057
Computer hardware	\$	163
Auto/Truck Purchase	\$	6,221
Auto/Truck Rental or Lease	\$	55
Air Travel	\$	353

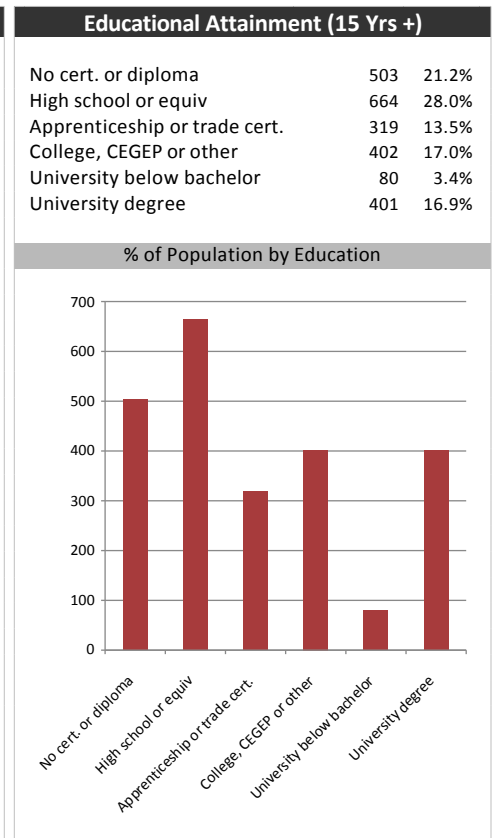
Age of Home Owners		
15 to 24 years	38	2.8%
25 to 34 years	150	11.2%
35 to 44 years	279	20.8%
45 to 54 years	173	12.9%
55 to 64 years	303	22.6%
65 to 74 years	218	16.2%
75 years or over	181	13.5%

Population & Household Summary	
Total Population	2,907
Population Growth 2012-2017	-5.5%
Population Growth 2017-2022	-1.5%
Total Households	1,342
Household Growth 2012-2017	-1.9%
Household Growth 2017-2022	-1.8%
% of Households with Children	36.1%
% of Households - Married w/ Kids	25.5%
% of Households - Single Parent	10.6%

% of Households by Household Size	
1	30.5%
2	37.5%
3	14.0%
4-5	15.5%
6+	2.0%



Visible Minorities & Language	
Population by Visible Minority	
Chinese	0.2%
South Asian	0.0%
Black	0.8%
Filipino	0.1%
Latin American	0.2%
Southeast Asian	0.0%
Arab	0.0%
West Asian	0.0%
Korean	0.0%
Japanese	0.0%
Visible minority, n.i.e.	0.0%
Multiple visible minorities	0.2%
Population by Mother Tongue	
Single Responses	98.6%
English	75.1%
French	19.3%
Non-Official languages	4.2%
Multiple responses	1.4%



Wawa Algoma News Review



Distribution Map

