

# West Carleton Review



## Summary Report

January 17, 2017

Market Information		
Average Household Spending / Yr		
Mortgage payments	\$	11,093
Cell Phone, Pager & Services	\$	1,256
Internet Access Services	\$	583
Home Renovations	\$	619
Retirement & pension fund payments	\$	3,171
Lotteries	\$	906
Health Insurance	\$	1,911
Household appliances	\$	1,119
Furnishings	\$	2,110
Computer hardware	\$	308
Auto/Truck Purchase	\$	8,653
Auto/Truck Rental or Lease	\$	754
Air Travel	\$	1,210

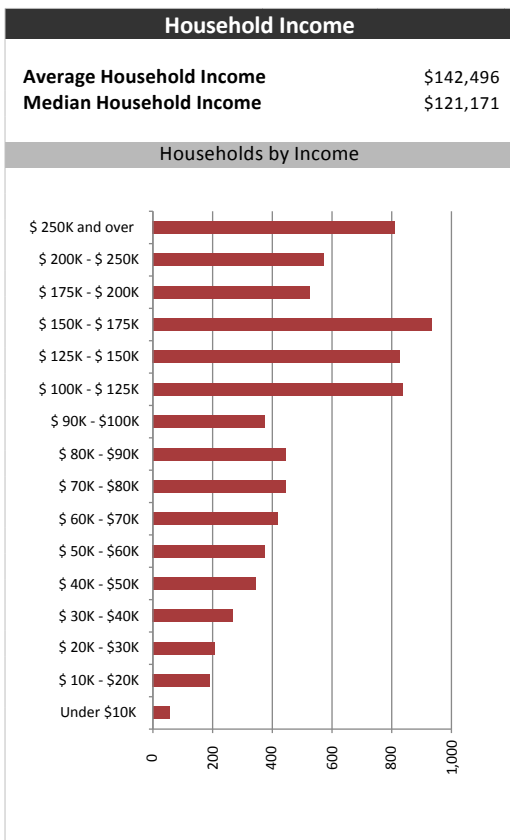
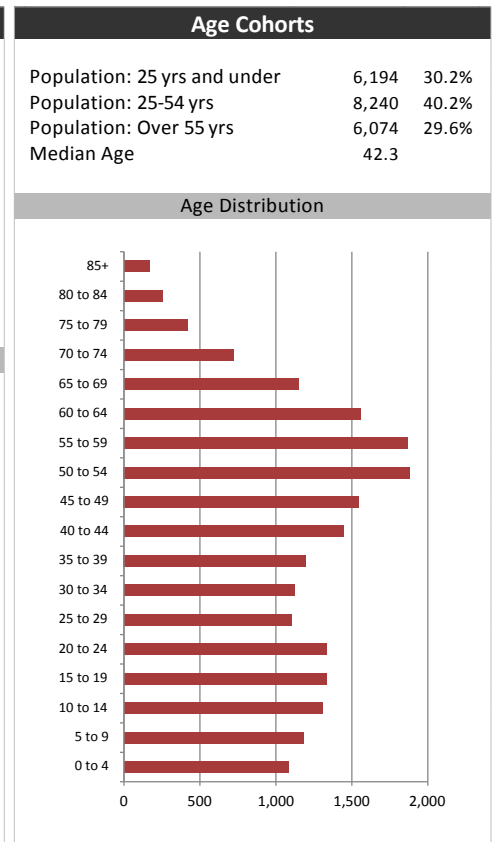
  

Age of Home Owners		
15 to 24 years	119	1.6%
25 to 34 years	737	9.8%
35 to 44 years	1,439	19.1%
45 to 54 years	1,864	24.7%
55 to 64 years	1,844	24.4%
65 to 74 years	1,083	14.4%
75 years or over	458	6.1%

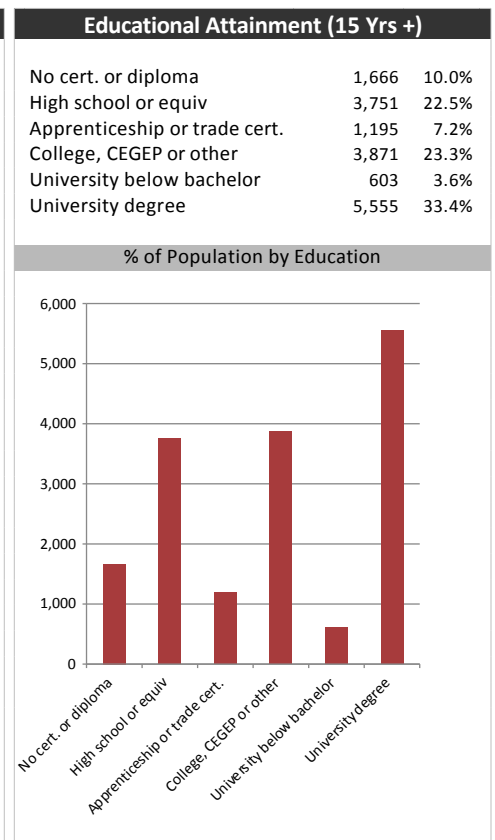
Population & Household Summary	
Total Population	20,509
Population Growth 2011-2016	7.3%
Population Growth 2016-2021	6.5%
Total Households	7,545
Household Growth 2011-2016	8.1%
Household Growth 2016-2021	6.8%
% of Households with Children	47.8%
% of Households - Married w/ Kids	41.0%
% of Households - Single Parent	6.8%

% of Households by Household Size	
1	15.0%
2	38.0%
3	17.5%
4-5	26.5%
6+	3.0%



Visible Minorities & Language	
<b>Population by Visible Minority</b>	
Chinese	0.7%
South Asian	0.4%
Black	0.8%
Filipino	0.2%
Latin American	0.2%
Southeast Asian	0.1%
Arab	0.3%
West Asian	0.1%
Korean	0.1%
Japanese	0.1%
Visible minority, n.i.e.	0.5%
Multiple visible minorities	0.3%
<b>Population by Mother Tongue</b>	
Single Responses	98.9%
English	87.4%
French	5.8%
Non-Official languages	5.7%
Multiple responses	1.1%



# West Carleton Review

## Map

