

West Lorne West Elgin Chronicle



Summary Report

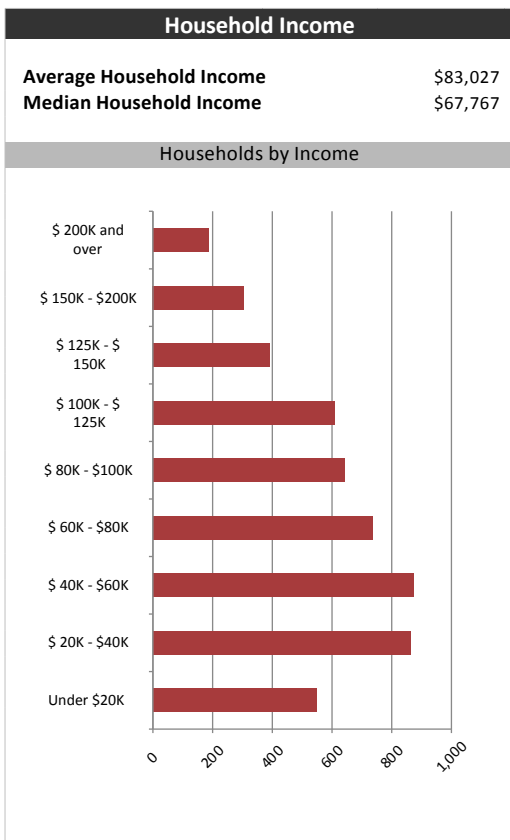
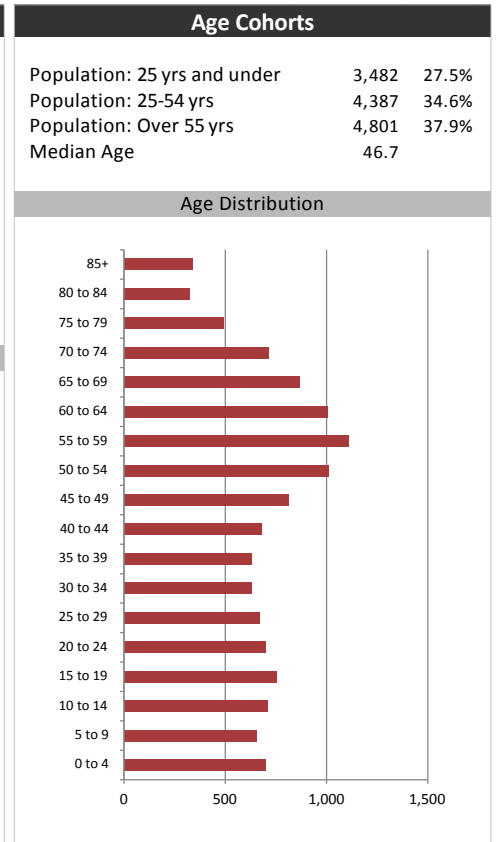
November 7, 2018

Market Information		
Average Household Spending / Yr		
Mortgage payments	\$	5,114
Cell Phone, Pager & Services	\$	1,071
Internet Access Services	\$	476
Home Renovations	\$	333
Retirement & pension fund payments	\$	1,234
Lotteries	\$	528
Health Insurance	\$	581
Household appliances	\$	711
Furnishings	\$	1,023
Computer hardware	\$	221
Auto/Truck Purchase	\$	7,420
Auto/Truck Rental or Lease	\$	164
Air Travel	\$	542

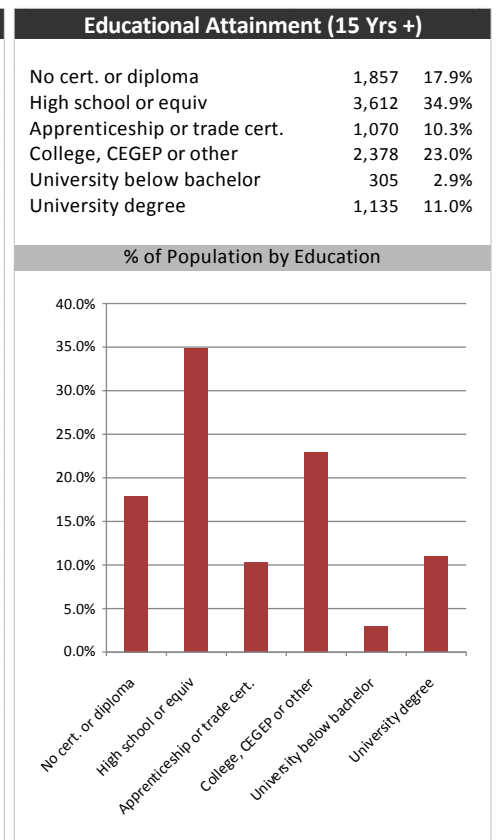
Age of Home Owners		
15 to 24 years	91	1.8%
25 to 34 years	597	11.7%
35 to 44 years	685	13.4%
45 to 54 years	959	18.8%
55 to 64 years	1,127	22.0%
65 to 74 years	946	18.5%
75 years or over	706	13.8%

Population & Household Summary	
Total Population	12,670
Population Growth 2013-2018	-0.7%
Population Growth 2018-2023	0.6%
Total Households	5,111
Household Growth 2013-2018	1.5%
Household Growth 2018-2023	0.4%
% of Households with Children	39.3%
% of Households - Married w/ Kids	29.6%
% of Households - Single Parent	9.6%

% of Households by Household Size	
1 person	24.5%
2 persons	40.0%
3 persons	15.0%
4 persons	13.0%
5 or more persons	8.0%



Visible Minorities & Language	
Population by Visible Minority	
Chinese	0.2%
South Asian	0.2%
Black	0.5%
Filipino	0.1%
Latin American	0.2%
Southeast Asian	0.0%
Arab	0.0%
West Asian	0.0%
Korean	0.2%
Japanese	0.0%
Visible minority, n.i.e.	0.1%
Multiple visible minorities	0.2%
Population by Mother Tongue	
Single Responses	99.3%
English	90.2%
French	1.4%
Non-Official languages	7.7%
Multiple responses	0.7%



West Lorne West Elgin Chronicle



Distribution Map

Map

