

West Lorne, West Elgin Chronicle



Summary Report

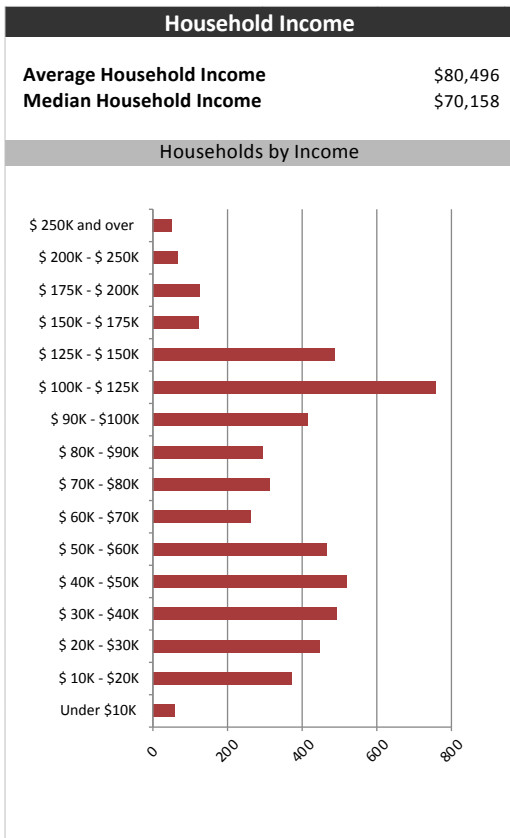
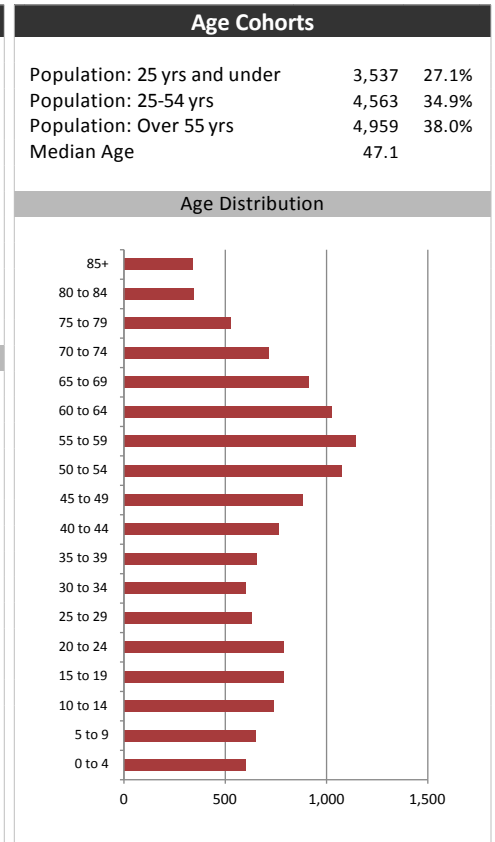
January 10, 2018

| Market Information | | |
|------------------------------------|----|-------|
| Average Household Spending / Yr | | |
| Mortgage payments | \$ | 4,970 |
| Cell Phone, Pager & Services | \$ | 999 |
| Internet Access Services | \$ | 467 |
| Home Renovations | \$ | 293 |
| Retirement & pension fund payments | \$ | 1,197 |
| Lotteries | \$ | 531 |
| Health Insurance | \$ | 597 |
| Household appliances | \$ | 731 |
| Furnishings | \$ | 954 |
| Computer hardware | \$ | 261 |
| Auto/Truck Purchase | \$ | 6,658 |
| Auto/Truck Rental or Lease | \$ | 105 |
| Air Travel | \$ | 348 |

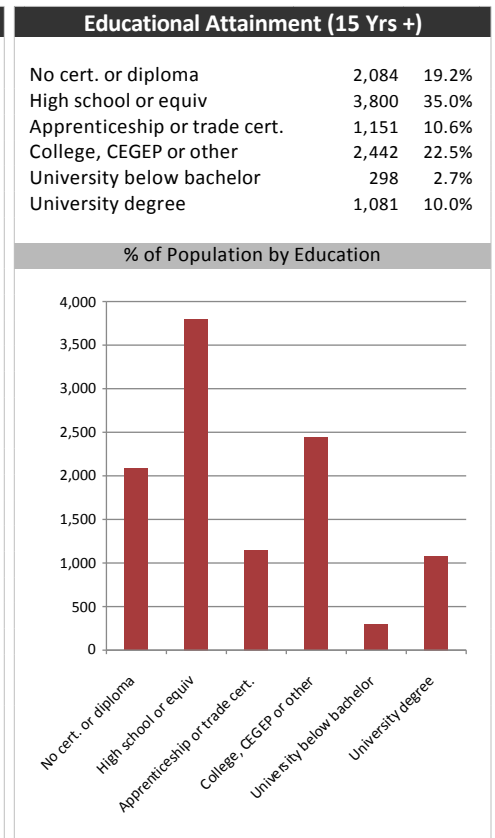
| Age of Home Owners | | |
|--------------------|-------|-------|
| 15 to 24 years | 59 | 1.1% |
| 25 to 34 years | 625 | 12.0% |
| 35 to 44 years | 772 | 14.9% |
| 45 to 54 years | 1,015 | 19.6% |
| 55 to 64 years | 1,093 | 21.1% |
| 65 to 74 years | 943 | 18.2% |
| 75 years or over | 679 | 13.1% |

| Population & Household Summary | |
|-----------------------------------|--------|
| Total Population | 13,059 |
| Population Growth 2012-2017 | 0.7% |
| Population Growth 2017-2022 | 2.2% |
| Total Households | 5,185 |
| Household Growth 2012-2017 | 2.3% |
| Household Growth 2017-2022 | 2.6% |
| % of Households with Children | 39.9% |
| % of Households - Married w/ Kids | 30.5% |
| % of Households - Single Parent | 9.4% |

| % of Households by Household Size | |
|-----------------------------------|-------|
| 1 | 23.0% |
| 2 | 38.5% |
| 3 | 15.0% |
| 4-5 | 20.5% |
| 6+ | 2.5% |



| Visible Minorities & Language | |
|---------------------------------------|-------|
| Population by Visible Minority | |
| Chinese | 0.2% |
| South Asian | 0.2% |
| Black | 0.5% |
| Filipino | 0.0% |
| Latin American | 0.2% |
| Southeast Asian | 0.0% |
| Arab | 0.0% |
| West Asian | 0.0% |
| Korean | 0.2% |
| Japanese | 0.0% |
| Visible minority, n.i.e. | 0.1% |
| Multiple visible minorities | 0.2% |
| Population by Mother Tongue | |
| Single Responses | 99.3% |
| English | 90.2% |
| French | 1.4% |
| Non-Official languages | 7.8% |
| Multiple responses | 0.7% |



West Lorne, West Elgin Chronicle



Distribution Map

