

# Winchester Press



## Summary Report

April 30, 2018

Market Information		
Average Household Spending / Yr		
Mortgage payments	\$	6,347
Cell Phone, Pager & Services	\$	1,100
Internet Access Services	\$	511
Home Renovations	\$	1,242
Retirement & pension fund payments	\$	1,733
Lotteries	\$	889
Health Insurance	\$	800
Household appliances	\$	688
Furnishings	\$	1,368
Computer hardware	\$	170
Auto/Truck Purchase	\$	7,948
Auto/Truck Rental or Lease	\$	63
Air Travel	\$	620

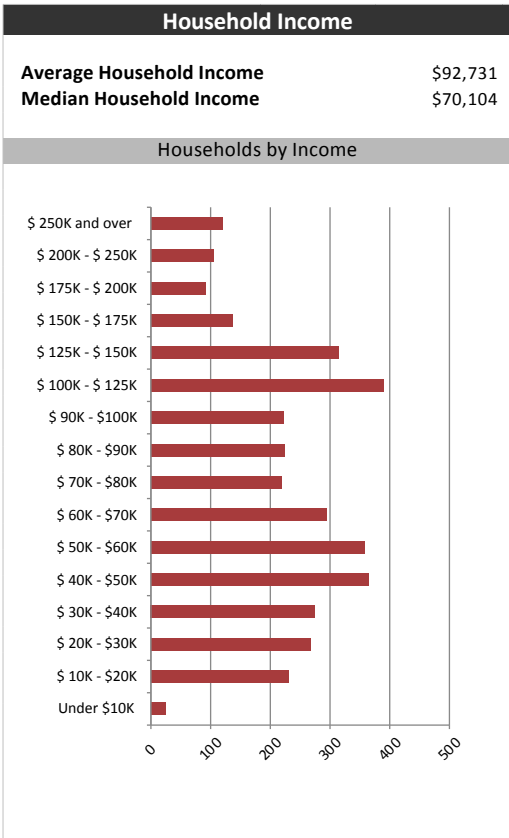
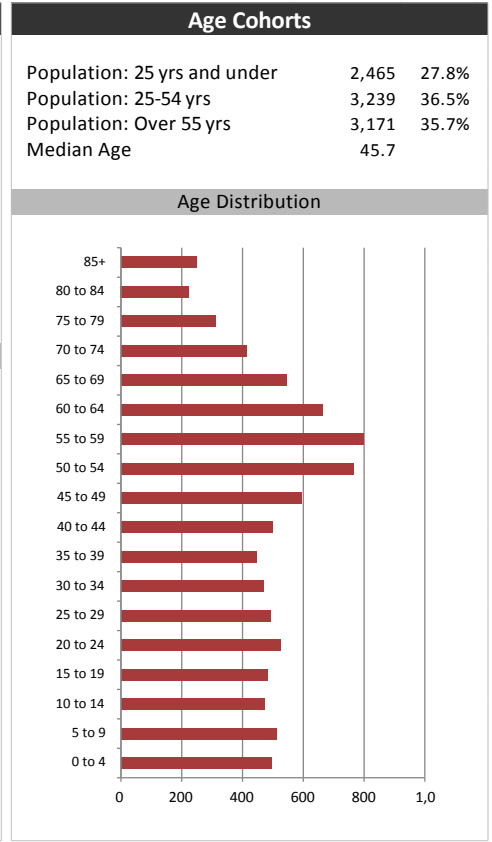
  

Age of Home Owners		
15 to 24 years	81	2.2%
25 to 34 years	509	14.2%
35 to 44 years	516	14.4%
45 to 54 years	745	20.7%
55 to 64 years	731	20.3%
65 to 74 years	624	17.3%
75 years or over	391	10.9%

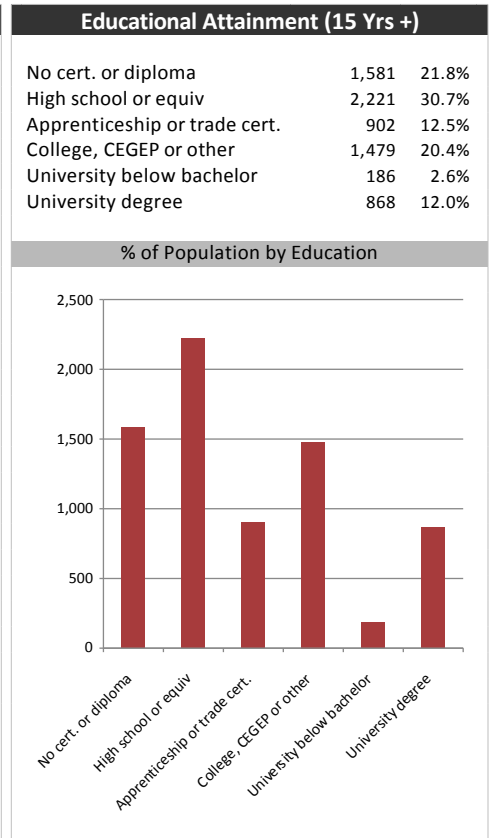
Population & Household Summary	
Total Population	8,875
Population Growth 2012-2017	-1.3%
Population Growth 2017-2022	0.3%
Total Households	3,598
Household Growth 2012-2017	0.4%
Household Growth 2017-2022	0.6%
% of Households with Children	41.0%
% of Households - Married w/ Kids	32.0%
% of Households - Single Parent	9.0%

% of Households by Household Size	
1	24.0%
2	37.0%
3	16.0%
4-5	19.0%
6+	3.0%



Visible Minorities & Language	
<b>Population by Visible Minority</b>	
Chinese	0.1%
South Asian	0.0%
Black	0.2%
Filipino	0.1%
Latin American	0.1%
Southeast Asian	0.0%
Arab	0.1%
West Asian	0.0%
Korean	0.0%
Japanese	0.0%
Visible minority, n.i.e.	0.0%
Multiple visible minorities	0.0%
<b>Population by Mother Tongue</b>	
Single Responses	99.0%
English	88.2%
French	7.5%
Non-Official languages	3.3%
Multiple responses	1.0%



# Winchester Press

## Distribution Map

Map

