

Wingham Advance Times



Summary Report

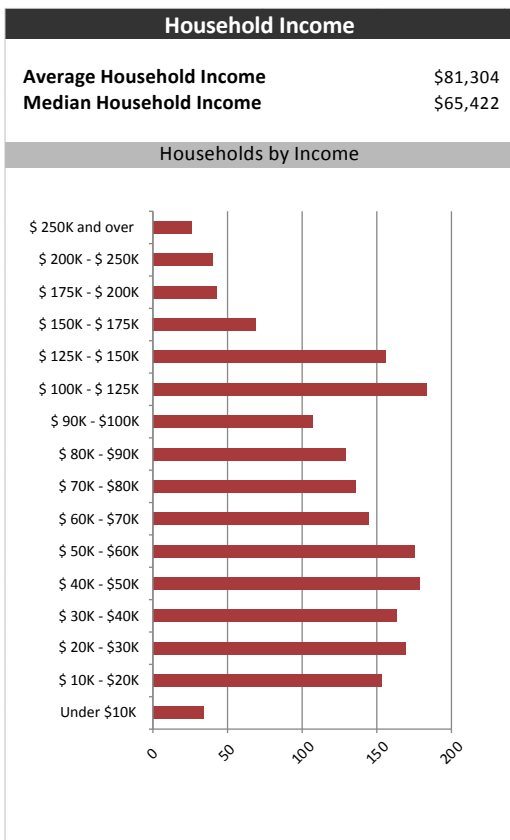
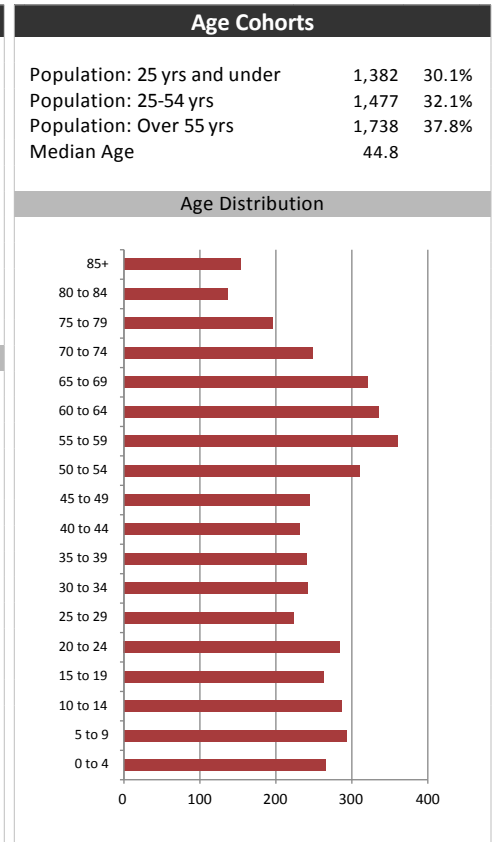
January 10, 2018

Market Information		
Average Household Spending / Yr		
Mortgage payments	\$	4,998
Cell Phone, Pager & Services	\$	938
Internet Access Services	\$	427
Home Renovations	\$	462
Retirement & pension fund payments	\$	1,326
Lotteries	\$	544
Health Insurance	\$	515
Household appliances	\$	481
Furnishings	\$	1,175
Computer hardware	\$	164
Auto/Truck Purchase	\$	7,153
Auto/Truck Rental or Lease	\$	75
Air Travel	\$	309

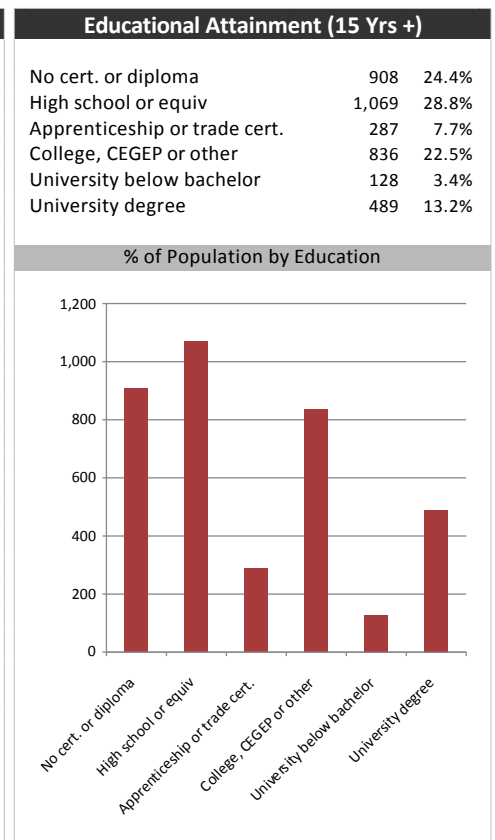
Age of Home Owners		
15 to 24 years	60	3.2%
25 to 34 years	209	11.0%
35 to 44 years	262	13.8%
45 to 54 years	375	19.8%
55 to 64 years	454	24.0%
65 to 74 years	267	14.1%
75 years or over	266	14.1%

Population & Household Summary	
Total Population	4,598
Population Growth 2012-2017	-5.3%
Population Growth 2017-2022	-1.5%
Total Households	1,892
Household Growth 2012-2017	-4.8%
Household Growth 2017-2022	-1.5%
% of Households with Children	37.4%
% of Households - Married w/ Kids	29.8%
% of Households - Single Parent	7.6%

% of Households by Household Size	
1	29.0%
2	35.5%
3	14.0%
4-5	17.0%
6+	4.0%



Visible Minorities & Language	
Population by Visible Minority	
Chinese	0.4%
South Asian	0.2%
Black	1.4%
Filipino	0.2%
Latin American	0.1%
Southeast Asian	0.0%
Arab	0.0%
West Asian	0.0%
Korean	0.1%
Japanese	0.1%
Visible minority, n.i.e.	0.0%
Multiple visible minorities	0.0%
Population by Mother Tongue	
Single Responses	99.6%
English	92.7%
French	0.5%
Non-Official languages	6.4%
Multiple responses	0.4%



Wingham Advance Times



Distribution Map

Map

