

York Guardian



Summary Report

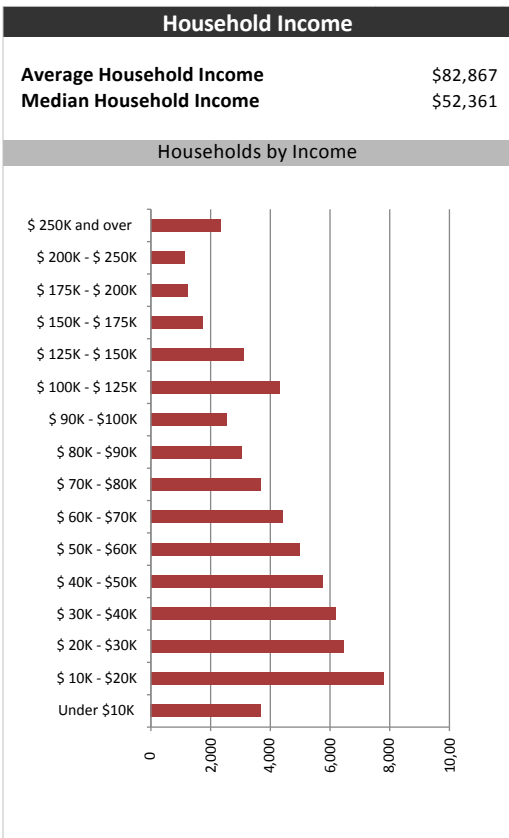
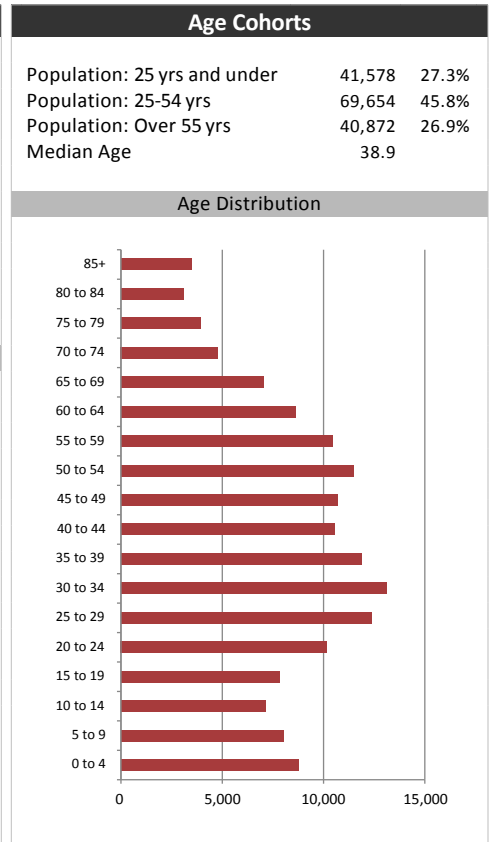
January 17, 2017

Market Information		
Average Household Spending / Yr		
Mortgage payments	\$	4,907
Cell Phone, Pager & Services	\$	1,002
Internet Access Services	\$	432
Home Renovations	\$	562
Retirement & pension fund payments	\$	1,102
Lotteries	\$	919
Health Insurance	\$	610
Household appliances	\$	463
Furnishings	\$	1,414
Computer hardware	\$	199
Auto/Truck Purchase	\$	2,643
Auto/Truck Rental or Lease	\$	550
Air Travel	\$	791

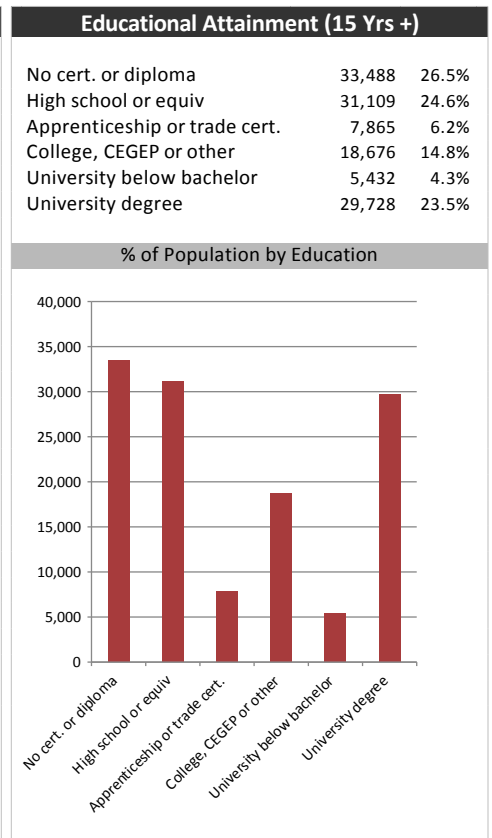
Age of Home Owners		
15 to 24 years	2,269	3.7%
25 to 34 years	11,510	18.7%
35 to 44 years	10,779	17.5%
45 to 54 years	12,651	20.5%
55 to 64 years	11,010	17.9%
65 to 74 years	7,359	11.9%
75 years or over	6,071	9.8%

Population & Household Summary	
Total Population	152,103
Population Growth 2011-2016	4.2%
Population Growth 2016-2021	3.3%
Total Households	61,647
Household Growth 2011-2016	4.9%
Household Growth 2016-2021	3.8%
% of Households with Children	42.7%
% of Households - Married w/ Kids	27.1%
% of Households - Single Parent	15.6%

% of Households by Household Size	
1	31.2%
2	28.1%
3	17.3%
4-5	20.0%
6+	3.2%



Visible Minorities & Language	
Population by Visible Minority	
Chinese	2.6%
South Asian	4.4%
Black	14.3%
Filipino	6.7%
Latin American	7.6%
Southeast Asian	3.0%
Arab	0.5%
West Asian	0.5%
Korean	0.6%
Japanese	0.3%
Visible minority, n.i.e.	1.2%
Multiple visible minorities	1.5%
Population by Mother Tongue	
Single Responses	96.7%
English	50.7%
French	0.9%
Non-Official languages	45.0%
Multiple responses	3.3%



Map

