

Amherstburg River Town Times



Summary Report

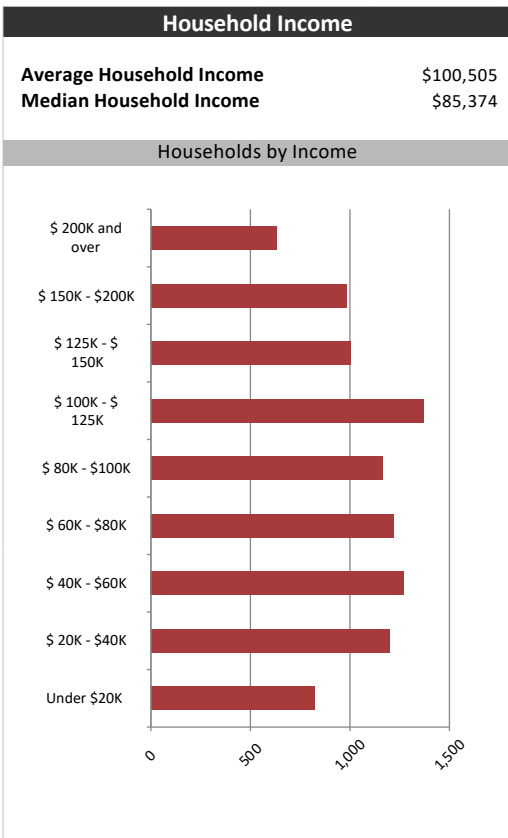
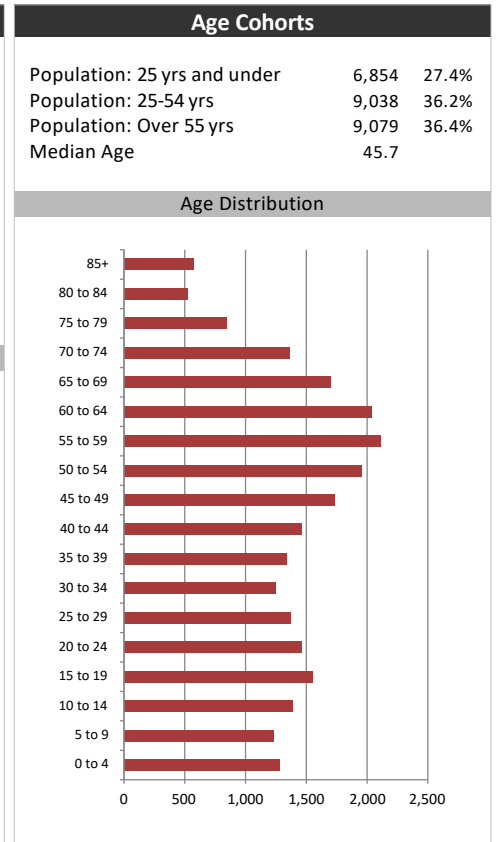
June 7, 2019

Market Information		
Average Household Spending / Yr		
Mortgage payments	\$	6,516
Cell Phone, Pager & Services	\$	1,260
Internet Access Services	\$	517
Home Renovations	\$	897
Retirement & pension fund payments	\$	1,796
Lotteries	\$	1,093
Health Insurance	\$	366
Household appliances	\$	614
Furnishings	\$	951
Computer hardware	\$	278
Auto/Truck Purchase	\$	7,797
Auto/Truck Rental or Lease	\$	148
Air Travel	\$	1,098

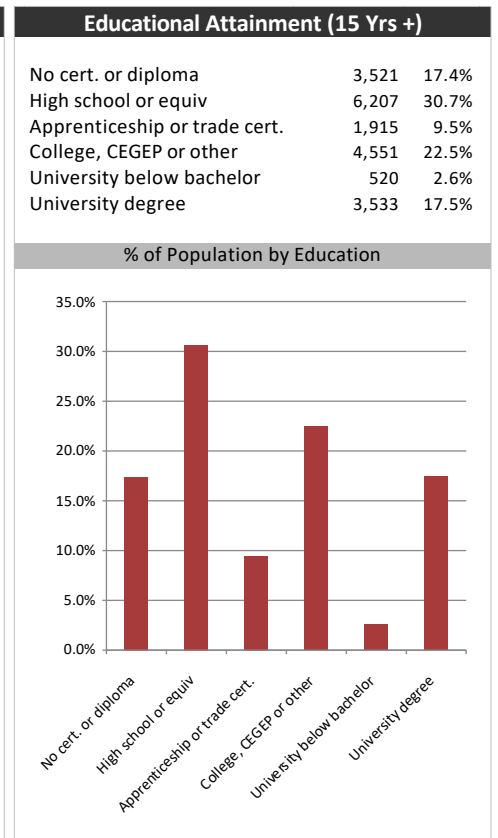
Age of Home Owners		
15 to 24 years	117	1.2%
25 to 34 years	918	9.6%
35 to 44 years	1,490	15.5%
45 to 54 years	2,007	20.9%
55 to 64 years	2,242	23.4%
65 to 74 years	1,719	17.9%
75 years or over	1,106	11.5%

Population & Household Summary	
Total Population	24,971
Population Growth 2013-2018	1.8%
Population Growth 2018-2023	0.0%
Total Households	9,599
Household Growth 2013-2018	3.0%
Household Growth 2018-2023	0.0%
% of Households with Children	43.6%
% of Households - Married w/ Kids	33.2%
% of Households - Single Parent	10.4%

% of Households by Household Size	
1 person	22.5%
2 persons	36.5%
3 persons	16.0%
4 persons	15.5%
5 or more persons	8.5%



Visible Minorities & Language	
Population by Visible Minority	
Chinese	0.9%
South Asian	0.2%
Black	3.0%
Filipino	0.1%
Latin American	0.3%
Southeast Asian	0.1%
Arab	0.1%
West Asian	0.1%
Korean	0.0%
Japanese	0.0%
Visible minority, n.i.e.	0.0%
Multiple visible minorities	0.2%
Population by Mother Tongue	
Single Responses	99.0%
English	88.2%
French	3.5%
Non-Official languages	7.3%
Multiple responses	1.0%



Amherstburg River Town Times



Distribution Map

Map

