

# Ancaster/Dundas News



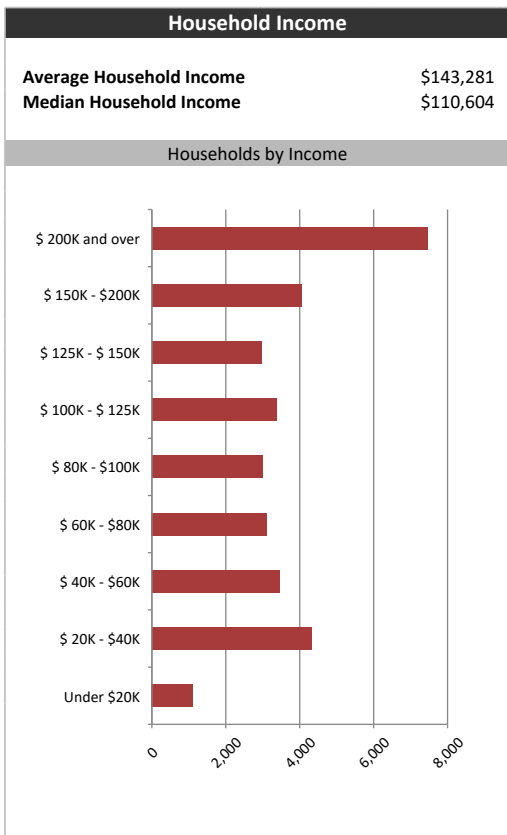
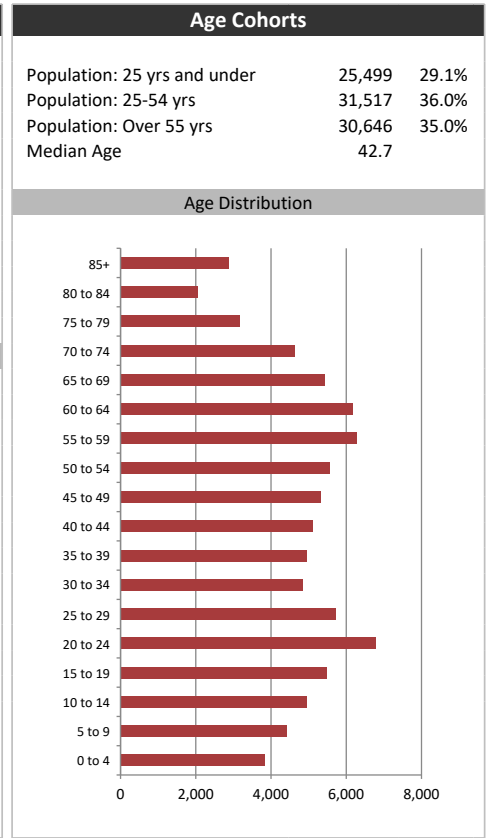
## Summary Report

April 12, 2022

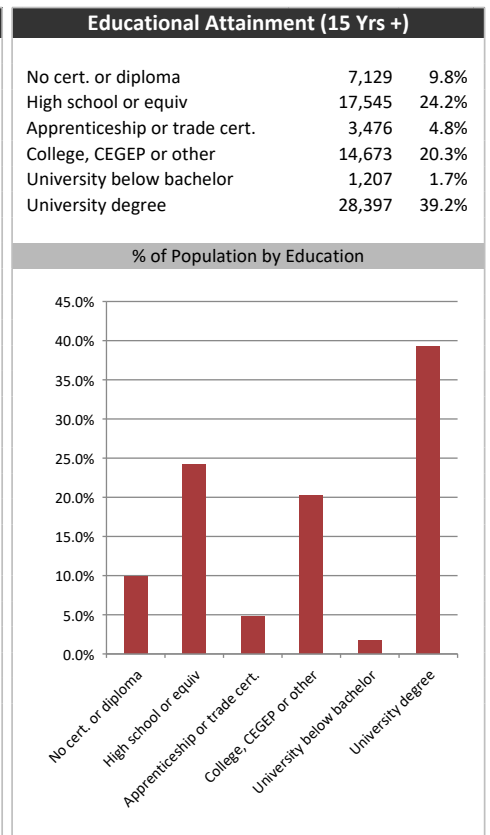
Market Information		
Average Household Spending / Yr		
Mortgage payments	\$	6,023
Cell Phone, Pager & Services	\$	1,359
Internet Access Services	\$	570
Home Renovations	\$	1,544
Retirement & pension fund payments	\$	2,682
Lotteries	\$	976
Health Insurance	\$	500
Household appliances	\$	874
Furnishings	\$	2,361
Computer hardware	\$	345
Auto/Truck Purchase	\$	8,001
Auto/Truck Rental or Lease	\$	284
Air Travel	\$	708
Age of Home Owners		
15 to 24 years	1,106	3.4%
25 to 34 years	3,755	11.4%
35 to 44 years	5,096	15.5%
45 to 54 years	5,984	18.2%
55 to 64 years	6,878	20.9%
65 to 74 years	5,694	17.3%
75 years or over	4,324	13.2%

Population & Household Summary	
Total Population	87,662
Population Growth 2016-2021	7.6%
Population Growth 2021-2026	6.3%
Total Households	32,838
Household Growth 2016-2021	6.6%
Household Growth 2021-2026	6.3%
% of Households with Children	44.2%
% of Households - Married w/ Kids	34.8%
% of Households - Single Parent	9.4%
% of Households by Household Size	

Household Size	% of Households
1 person	24.5%
2 persons	33.5%
3 persons	15.5%
4 persons	17.0%
5 or more persons	9.5%



Visible Minorities & Language	
Population by Visible Minority	
Chinese	4.8%
South Asian	6.1%
Black	2.4%
Filipino	0.7%
Latin American	0.8%
Southeast Asian	0.5%
Arab	2.3%
West Asian	1.2%
Korean	0.9%
Japanese	0.3%
Visible minority, n.i.e.	0.3%
Multiple visible minorities	0.6%
Population by Mother Tongue	
Single Responses	98.1%
English	75.8%
French	1.2%
Non-Official languages	21.1%
Multiple responses	1.9%



# Ancaster/Dundas News



## Distribution Map

Map

