

Arnprior Chronicle-Guide



Summary Report

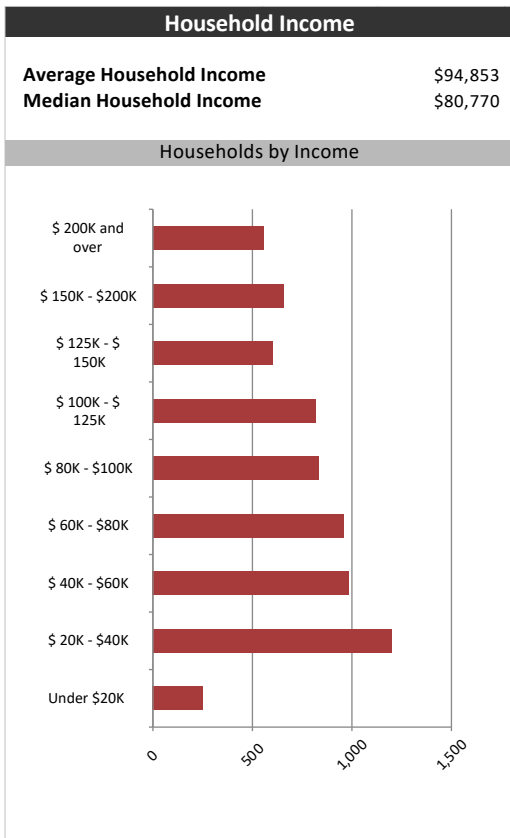
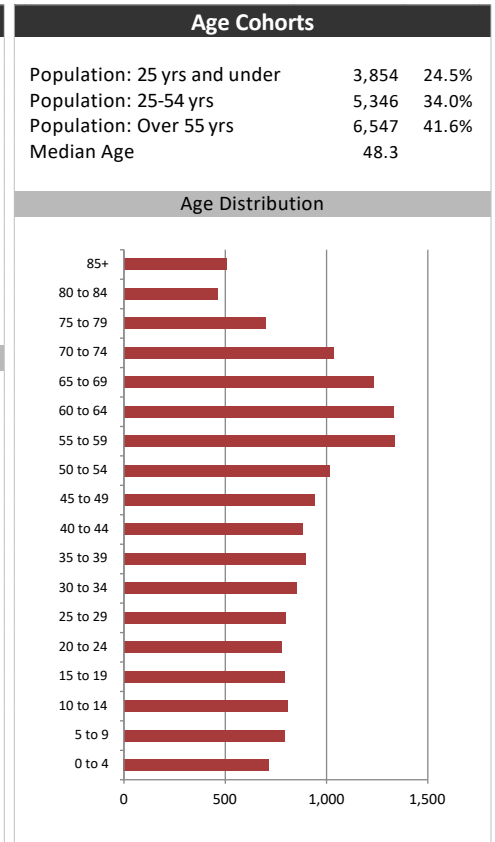
March 12, 2021

Market Information		
Average Household Spending / Yr		
Mortgage payments	\$	4,308
Cell Phone, Pager & Services	\$	1,032
Internet Access Services	\$	534
Home Renovations	\$	960
Retirement & pension fund payments	\$	2,860
Lotteries	\$	1,131
Health Insurance	\$	731
Household appliances	\$	733
Furnishings	\$	1,776
Computer hardware	\$	207
Auto/Truck Purchase	\$	7,756
Auto/Truck Rental or Lease	\$	167
Air Travel	\$	273

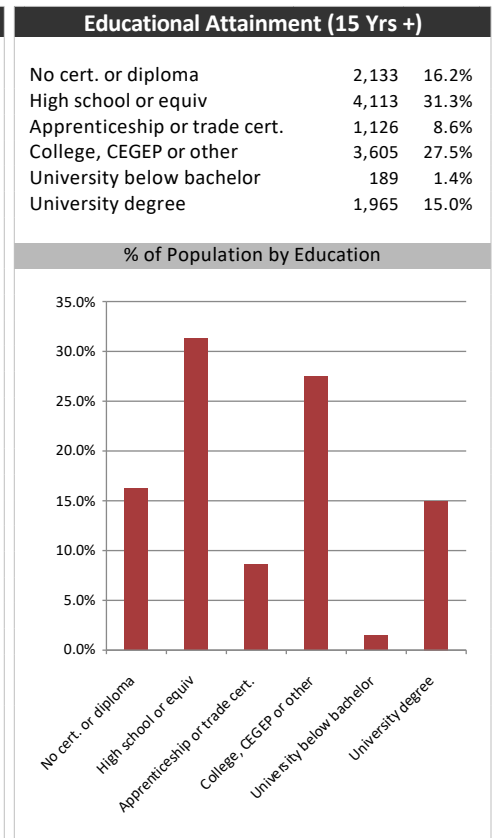
Age of Home Owners		
15 to 24 years	112	1.6%
25 to 34 years	738	10.8%
35 to 44 years	953	14.0%
45 to 54 years	1,131	16.6%
55 to 64 years	1,478	21.7%
65 to 74 years	1,406	20.7%
75 years or over	983	14.5%

Population & Household Summary	
Total Population	15,746
Population Growth 2015-2020	1.6%
Population Growth 2020-2025	0.7%
Total Households	6,800
Household Growth 2015-2020	3.0%
Household Growth 2020-2025	0.7%
% of Households with Children	35.9%
% of Households - Married w/ Kids	25.5%
% of Households - Single Parent	10.4%

% of Households by Household Size	
1 person	28.5%
2 persons	39.5%
3 persons	14.5%
4 persons	11.5%
5 or more persons	5.5%



Visible Minorities & Language	
Population by Visible Minority	
Chinese	0.4%
South Asian	0.7%
Black	0.4%
Filipino	0.1%
Latin American	0.3%
Southeast Asian	0.0%
Arab	0.1%
West Asian	0.1%
Korean	0.1%
Japanese	0.2%
Visible minority, n.i.e.	0.1%
Multiple visible minorities	0.1%
Population by Mother Tongue	
Single Responses	99.3%
English	92.0%
French	4.4%
Non-Official languages	2.9%
Multiple responses	0.7%



Arnprior Chronicle-Guide

Map

