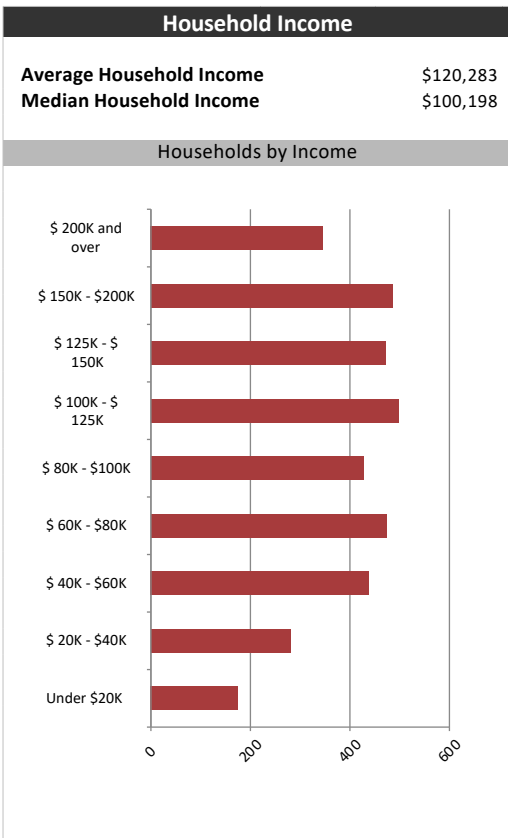
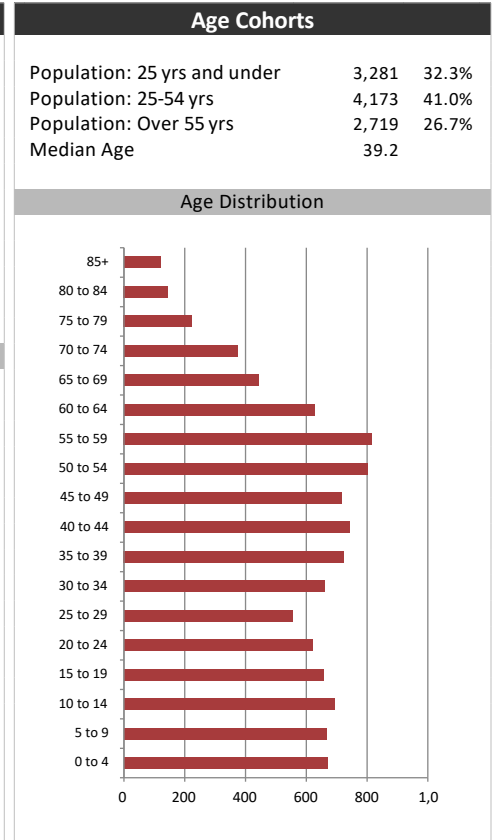


Market Information		
Average Household Spending / Yr		
Mortgage payments	\$	9,198
Cell Phone, Pager & Services	\$	1,425
Internet Access Services	\$	584
Home Renovations	\$	986
Retirement & pension fund payments	\$	1,764
Lotteries	\$	703
Health Insurance	\$	644
Household appliances	\$	892
Furnishings	\$	1,661
Computer hardware	\$	312
Auto/Truck Purchase	\$	10,682
Auto/Truck Rental or Lease	\$	249
Air Travel	\$	1,042

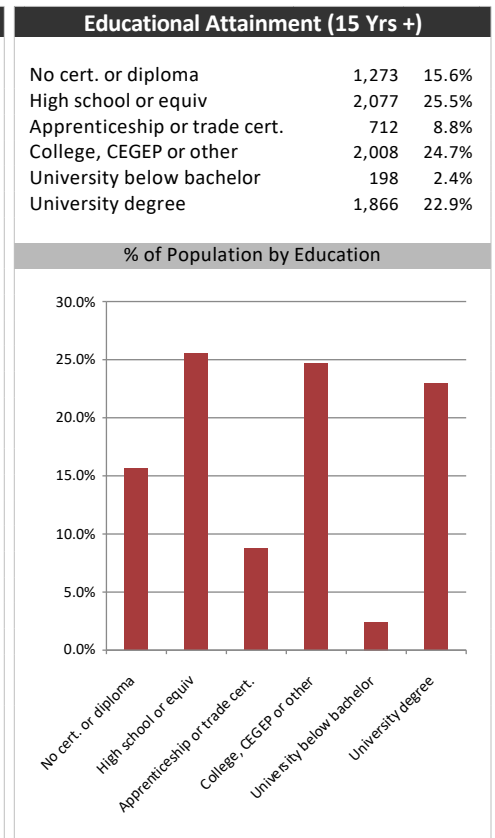
Age of Home Owners		
15 to 24 years	41	1.1%
25 to 34 years	477	13.4%
35 to 44 years	691	19.3%
45 to 54 years	819	22.9%
55 to 64 years	765	21.4%
65 to 74 years	499	14.0%
75 years or over	279	7.8%

Population & Household Summary	
Total Population	10,173
Population Growth 2013-2018	7.1%
Population Growth 2018-2023	3.9%
Total Households	3,571
Household Growth 2013-2018	8.4%
Household Growth 2018-2023	4.2%
% of Households with Children	52.0%
% of Households - Married w/ Kids	44.5%
% of Households - Single Parent	7.6%

% of Households by Household Size	
1 person	15.0%
2 persons	34.0%
3 persons	18.5%
4 persons	20.5%
5 or more persons	11.5%



Visible Minorities & Language	
Population by Visible Minority	
Chinese	0.7%
South Asian	0.3%
Black	0.7%
Filipino	0.1%
Latin American	0.0%
Southeast Asian	0.0%
Arab	0.0%
West Asian	0.1%
Korean	0.1%
Japanese	0.0%
Visible minority, n.i.e.	0.0%
Multiple visible minorities	0.0%
Population by Mother Tongue	
Single Responses	99.6%
English	93.5%
French	0.9%
Non-Official languages	5.3%
Multiple responses	0.4%



Ayr News



Distribution Map

