

Bancroft This Week



Summary Report

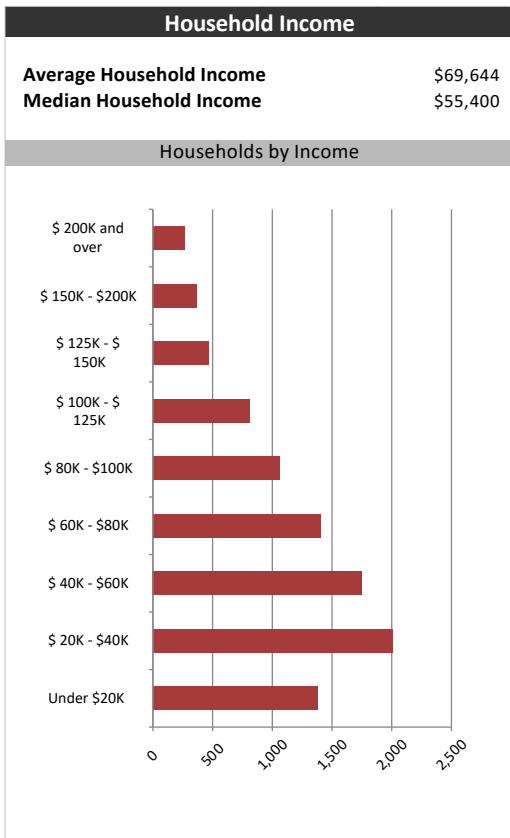
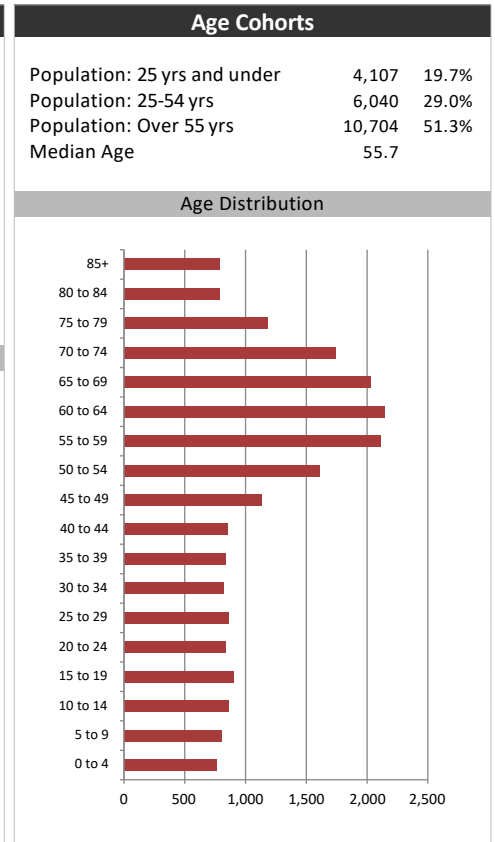
June 7, 2019

Market Information		
Average Household Spending / Yr		
Mortgage payments	\$	3,285
Cell Phone, Pager & Services	\$	684
Internet Access Services	\$	403
Home Renovations	\$	671
Retirement & pension fund payments	\$	1,217
Lotteries	\$	800
Health Insurance	\$	536
Household appliances	\$	574
Furnishings	\$	901
Computer hardware	\$	142
Auto/Truck Purchase	\$	6,340
Auto/Truck Rental or Lease	\$	141
Air Travel	\$	514

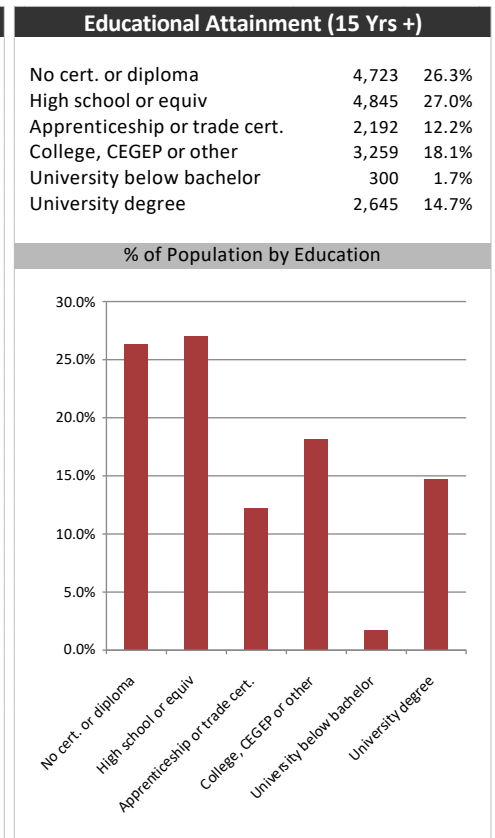
Age of Home Owners		
15 to 24 years	111	1.2%
25 to 34 years	672	7.1%
35 to 44 years	836	8.9%
45 to 54 years	1,457	15.5%
55 to 64 years	2,425	25.8%
65 to 74 years	2,155	22.9%
75 years or over	1,748	18.6%

Population & Household Summary	
Total Population	20,851
Population Growth 2013-2018	-2.1%
Population Growth 2018-2023	0.4%
Total Households	9,405
Household Growth 2013-2018	0.1%
Household Growth 2018-2023	0.2%
% of Households with Children	28.2%
% of Households - Married w/ Kids	19.9%
% of Households - Single Parent	8.3%

% of Households by Household Size	
1 person	30.0%
2 persons	45.0%
3 persons	11.0%
4 persons	8.0%
5 or more persons	5.0%



Visible Minorities & Language	
Population by Visible Minority	
Chinese	0.1%
South Asian	0.2%
Black	0.1%
Filipino	0.0%
Latin American	0.1%
Southeast Asian	0.0%
Arab	0.0%
West Asian	0.0%
Korean	0.1%
Japanese	0.0%
Visible minority, n.i.e.	0.1%
Multiple visible minorities	0.0%
Population by Mother Tongue	
Single Responses	99.4%
English	92.5%
French	1.4%
Non-Official languages	5.4%
Multiple responses	0.6%



Bancroft This Week



Distribution Map

Map

