

# Bancroft Times



## Summary Report

June 7, 2019

Market Information		
Average Household Spending / Yr		
Mortgage payments	\$	3,080
Cell Phone, Pager & Services	\$	683
Internet Access Services	\$	401
Home Renovations	\$	589
Retirement & pension fund payments	\$	1,093
Lotteries	\$	802
Health Insurance	\$	560
Household appliances	\$	562
Furnishings	\$	937
Computer hardware	\$	140
Auto/Truck Purchase	\$	6,511
Auto/Truck Rental or Lease	\$	137
Air Travel	\$	493

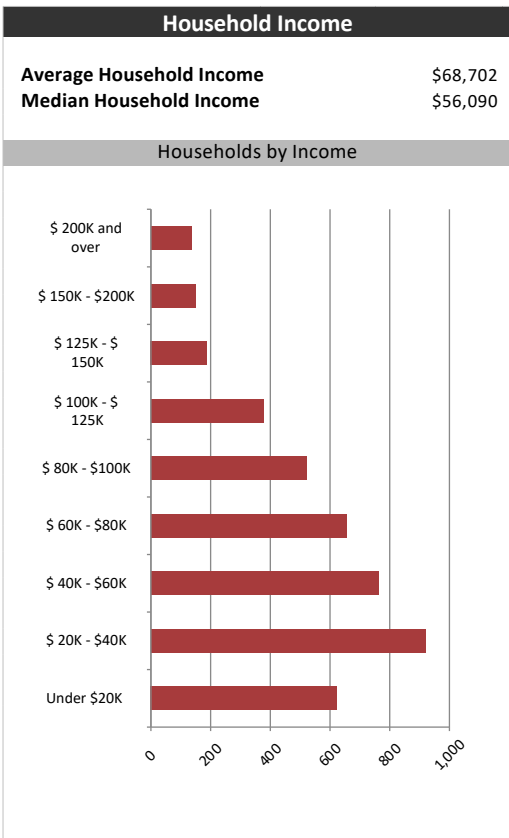
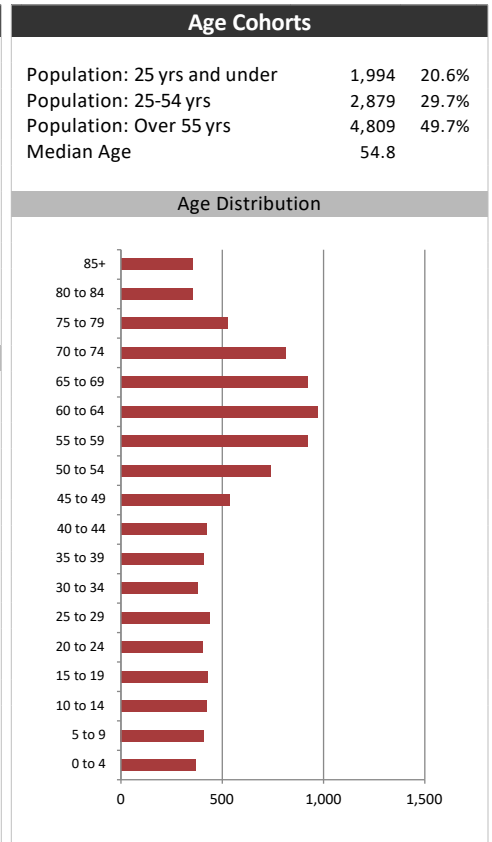
  

Age of Home Owners		
15 to 24 years	54	1.3%
25 to 34 years	343	8.0%
35 to 44 years	415	9.7%
45 to 54 years	673	15.7%
55 to 64 years	1,046	24.4%
65 to 74 years	1,012	23.6%
75 years or over	747	17.4%

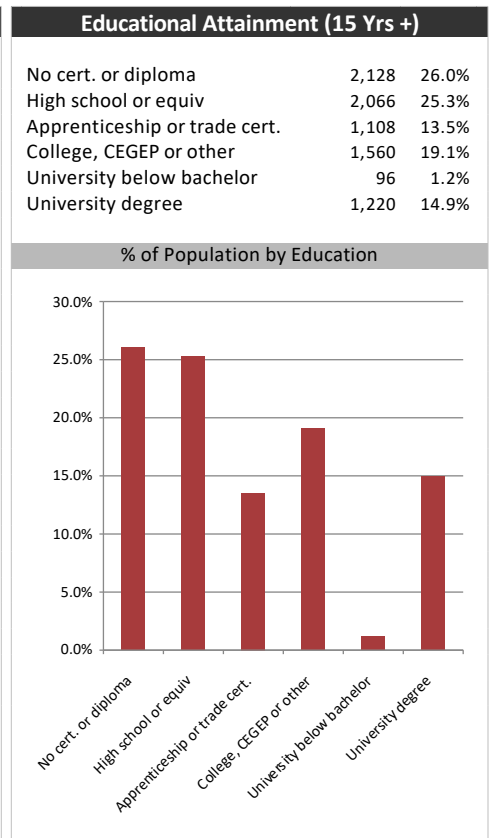
Population & Household Summary	
Total Population	9,682
Population Growth 2013-2018	-1.5%
Population Growth 2018-2023	0.3%
Total Households	4,290
Household Growth 2013-2018	0.6%
Household Growth 2018-2023	0.0%
% of Households with Children	28.7%
% of Households - Married w/ Kids	20.0%
% of Households - Single Parent	8.7%

% of Households by Household Size	
1 person	30.0%
2 persons	44.0%
3 persons	11.0%
4 persons	8.0%
5 or more persons	5.0%



Visible Minorities & Language	
<b>Population by Visible Minority</b>	
Chinese	0.2%
South Asian	0.3%
Black	0.2%
Filipino	0.0%
Latin American	0.1%
Southeast Asian	0.0%
Arab	0.0%
West Asian	0.0%
Korean	0.0%
Japanese	0.0%
Visible minority, n.i.e.	0.1%
Multiple visible minorities	0.1%
<b>Population by Mother Tongue</b>	
Single Responses	99.6%
English	94.7%
French	1.2%
Non-Official languages	3.7%
Multiple responses	0.4%



# Bancroft Times



## Distribution Map

### Map

