

Belle River Lakeshore News



Summary Report

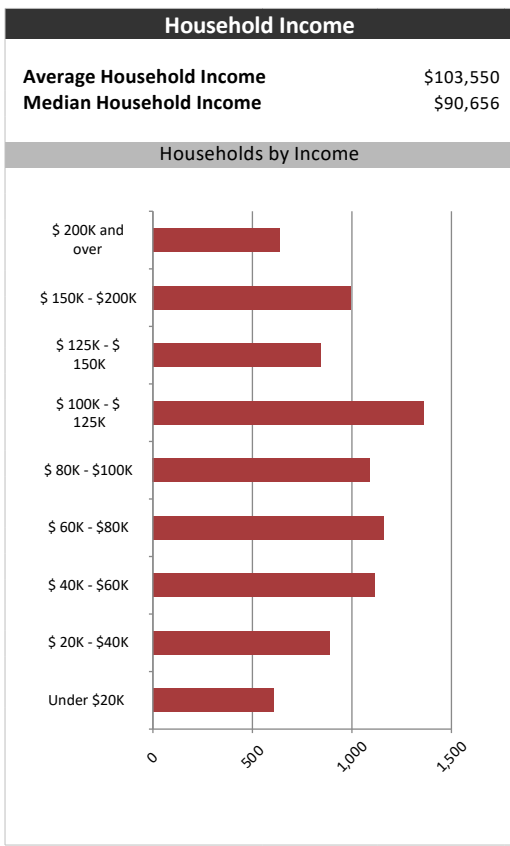
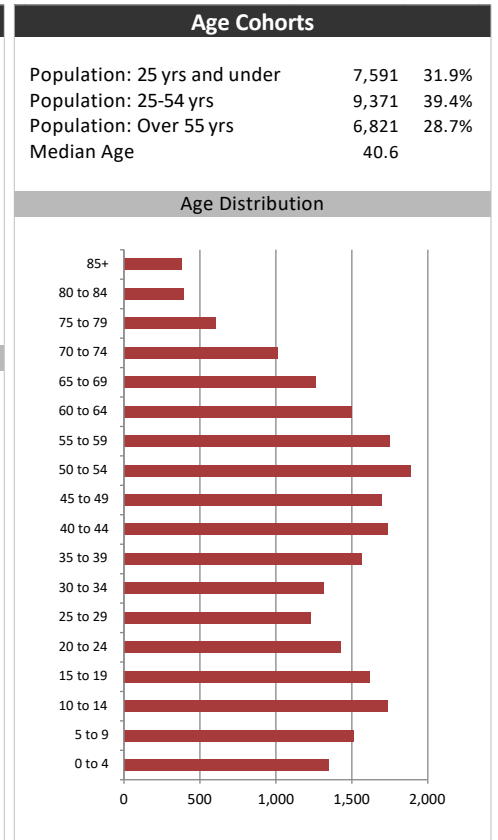
June 7, 2019

Market Information		
Average Household Spending / Yr		
Mortgage payments	\$	7,830
Cell Phone, Pager & Services	\$	1,366
Internet Access Services	\$	538
Home Renovations	\$	870
Retirement & pension fund payments	\$	1,562
Lotteries	\$	1,060
Health Insurance	\$	368
Household appliances	\$	622
Furnishings	\$	994
Computer hardware	\$	291
Auto/Truck Purchase	\$	8,143
Auto/Truck Rental or Lease	\$	143
Air Travel	\$	1,061

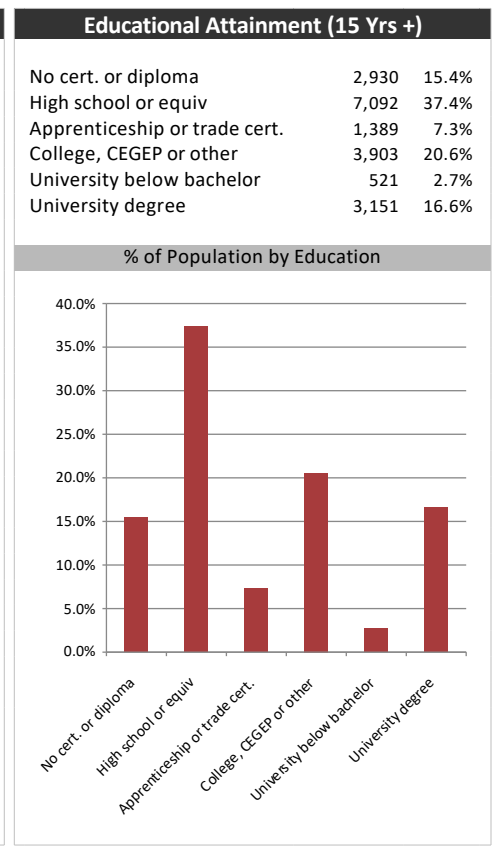
Age of Home Owners		
15 to 24 years	68	0.8%
25 to 34 years	972	11.3%
35 to 44 years	1,715	19.9%
45 to 54 years	2,043	23.7%
55 to 64 years	1,763	20.4%
65 to 74 years	1,308	15.2%
75 years or over	758	8.8%

Population & Household Summary	
Total Population	23,783
Population Growth 2013-2018	5.9%
Population Growth 2018-2023	1.8%
Total Households	8,626
Household Growth 2013-2018	6.7%
Household Growth 2018-2023	3.2%
% of Households with Children	50.2%
% of Households - Married w/ Kids	40.4%
% of Households - Single Parent	9.8%

% of Households by Household Size	
1 person	17.5%
2 persons	35.5%
3 persons	16.5%
4 persons	19.5%
5 or more persons	10.5%



Visible Minorities & Language	
Population by Visible Minority	
Chinese	0.3%
South Asian	1.9%
Black	1.4%
Filipino	0.1%
Latin American	0.3%
Southeast Asian	0.5%
Arab	0.2%
West Asian	0.1%
Korean	0.2%
Japanese	0.0%
Visible minority, n.i.e.	0.0%
Multiple visible minorities	0.0%
Population by Mother Tongue	
Single Responses	98.7%
English	82.7%
French	10.0%
Non-Official languages	6.0%
Multiple responses	1.3%



Belle River Lakeshore News



Distribution Map

Map

