

Belleville Region, The Community Press



Summary Report

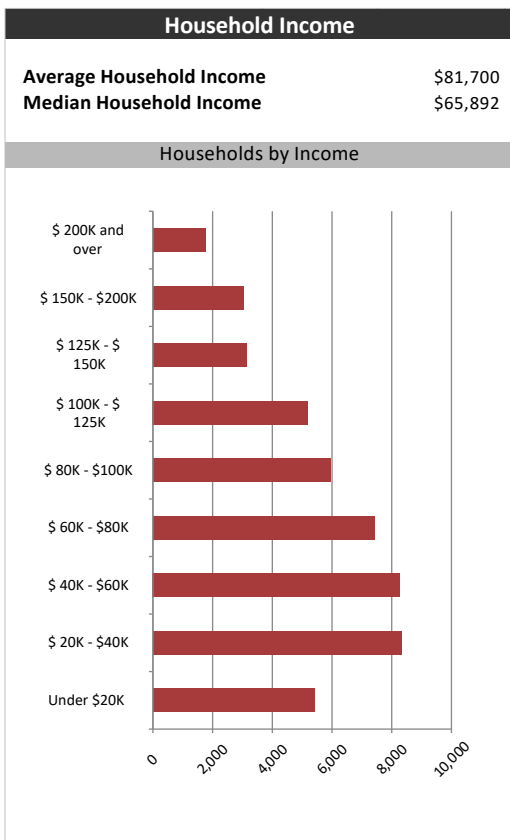
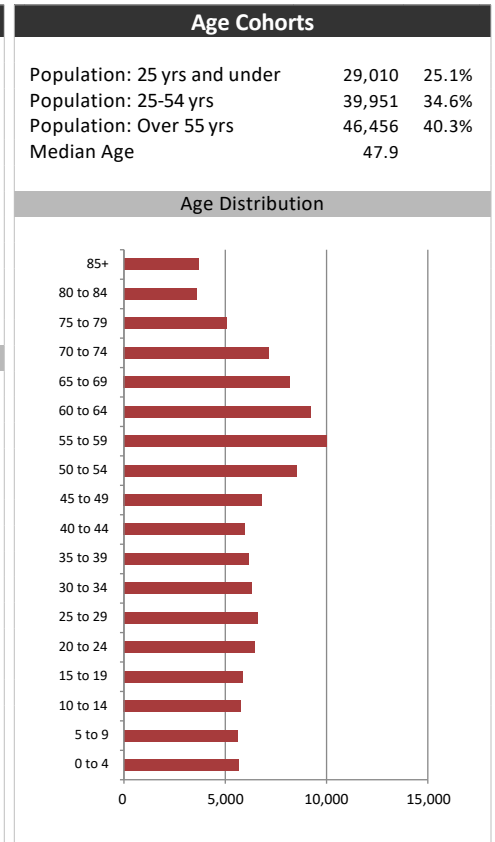
June 7, 2019

Market Information		
Average Household Spending / Yr		
Mortgage payments	\$	4,737
Cell Phone, Pager & Services	\$	887
Internet Access Services	\$	458
Home Renovations	\$	614
Retirement & pension fund payments	\$	1,415
Lotteries	\$	853
Health Insurance	\$	523
Household appliances	\$	570
Furnishings	\$	1,246
Computer hardware	\$	154
Auto/Truck Purchase	\$	6,355
Auto/Truck Rental or Lease	\$	159
Air Travel	\$	522

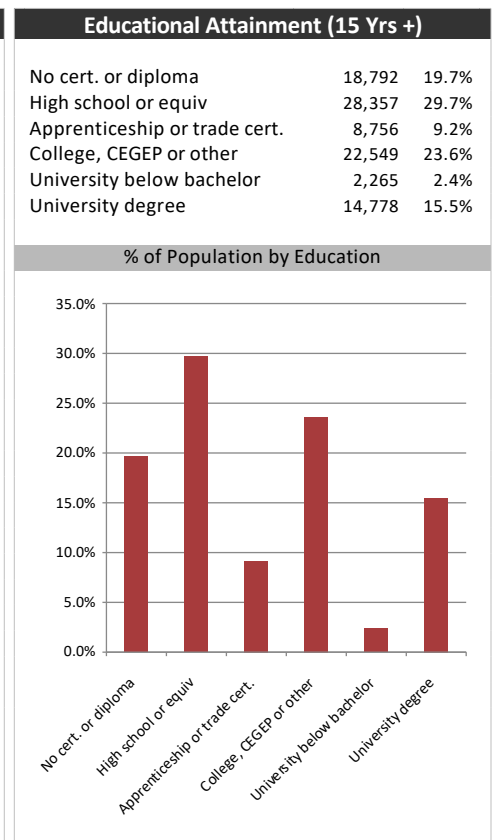
Age of Home Owners		
15 to 24 years	1,101	2.3%
25 to 34 years	5,734	11.9%
35 to 44 years	6,010	12.5%
45 to 54 years	8,257	17.2%
55 to 64 years	10,894	22.6%
65 to 74 years	8,794	18.3%
75 years or over	7,317	15.2%

Population & Household Summary	
Total Population	115,417
Population Growth 2013-2018	1.7%
Population Growth 2018-2023	1.2%
Total Households	48,107
Household Growth 2013-2018	2.3%
Household Growth 2018-2023	1.1%
% of Households with Children	35.7%
% of Households - Married w/ Kids	24.6%
% of Households - Single Parent	11.1%

% of Households by Household Size	
1 person	27.0%
2 persons	40.0%
3 persons	14.5%
4 persons	11.5%
5 or more persons	6.5%



Visible Minorities & Language	
Population by Visible Minority	
Chinese	0.5%
South Asian	0.7%
Black	0.8%
Filipino	0.3%
Latin American	0.3%
Southeast Asian	0.2%
Arab	0.2%
West Asian	0.0%
Korean	0.3%
Japanese	0.1%
Visible minority, n.i.e.	0.1%
Multiple visible minorities	0.1%
Population by Mother Tongue	
Single Responses	99.5%
English	93.9%
French	1.4%
Non-Official languages	4.2%
Multiple responses	0.5%



Belleville Region, The Community Press



Distribution Map

