

Blenheim News-Tribune



Summary Report

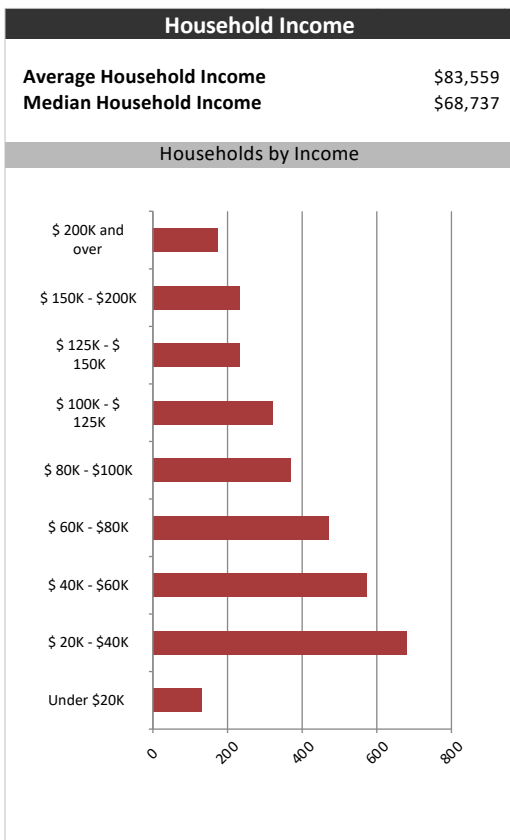
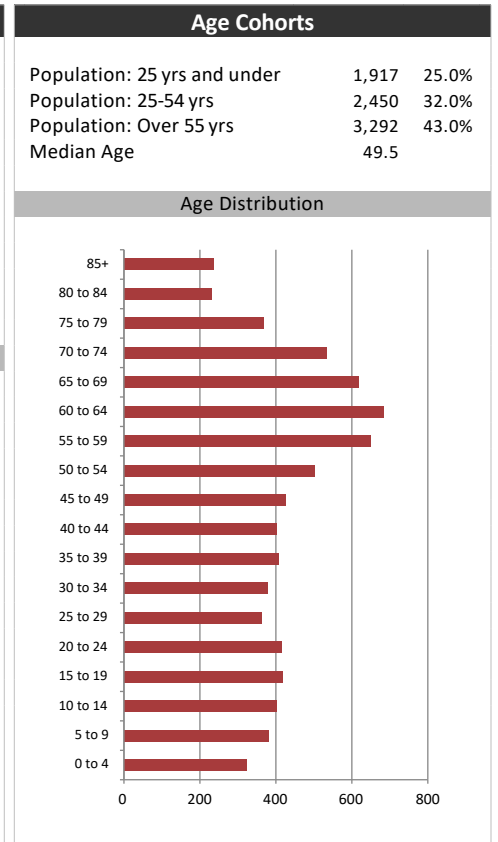
March 12, 2021

Market Information		
Average Household Spending / Yr		
Mortgage payments	\$	3,527
Cell Phone, Pager & Services	\$	1,180
Internet Access Services	\$	494
Home Renovations	\$	739
Retirement & pension fund payments	\$	1,142
Lotteries	\$	1,055
Health Insurance	\$	333
Household appliances	\$	666
Furnishings	\$	974
Computer hardware	\$	250
Auto/Truck Purchase	\$	6,092
Auto/Truck Rental or Lease	\$	104
Air Travel	\$	349

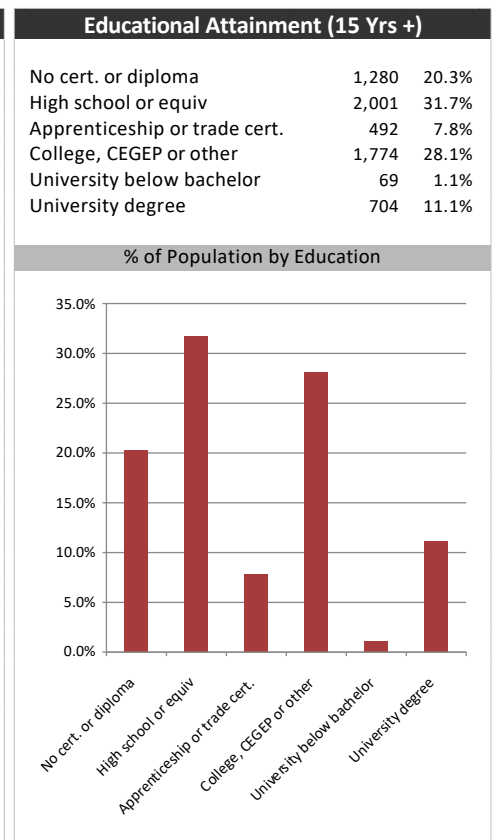
Age of Home Owners		
15 to 24 years	59	1.9%
25 to 34 years	340	10.8%
35 to 44 years	428	13.6%
45 to 54 years	453	14.4%
55 to 64 years	770	24.5%
65 to 74 years	684	21.7%
75 years or over	415	13.2%

Population & Household Summary	
Total Population	7,660
Population Growth 2015-2020	-2.6%
Population Growth 2020-2025	1.7%
Total Households	3,149
Household Growth 2015-2020	-5.0%
Household Growth 2020-2025	0.9%
% of Households with Children	35.1%
% of Households - Married w/ Kids	25.3%
% of Households - Single Parent	9.8%

% of Households by Household Size	
1 person	28.0%
2 persons	41.0%
3 persons	13.0%
4 persons	11.0%
5 or more persons	6.0%



Visible Minorities & Language	
Population by Visible Minority	
Chinese	0.7%
South Asian	0.0%
Black	1.2%
Filipino	0.0%
Latin American	0.0%
Southeast Asian	0.0%
Arab	0.0%
West Asian	0.0%
Korean	0.0%
Japanese	0.1%
Visible minority, n.i.e.	0.0%
Multiple visible minorities	0.2%
Population by Mother Tongue	
Single Responses	99.5%
English	92.6%
French	1.4%
Non-Official languages	5.4%
Multiple responses	0.5%



Blenheim News-Tribune



Distribution Map

Map

