

Blyth/Brussels Citizen



Summary Report

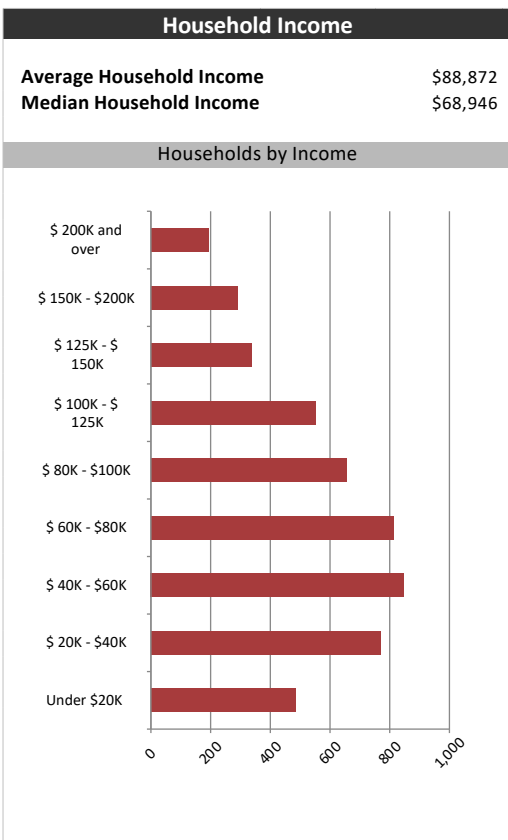
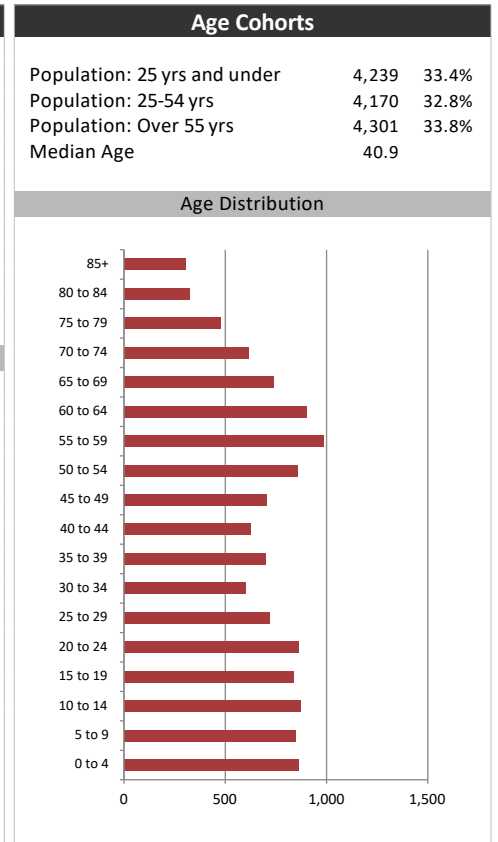
June 7, 2019

Market Information		
Average Household Spending / Yr		
Mortgage payments	\$	5,058
Cell Phone, Pager & Services	\$	1,099
Internet Access Services	\$	454
Home Renovations	\$	718
Retirement & pension fund payments	\$	1,316
Lotteries	\$	526
Health Insurance	\$	541
Household appliances	\$	510
Furnishings	\$	1,325
Computer hardware	\$	142
Auto/Truck Purchase	\$	9,009
Auto/Truck Rental or Lease	\$	120
Air Travel	\$	491

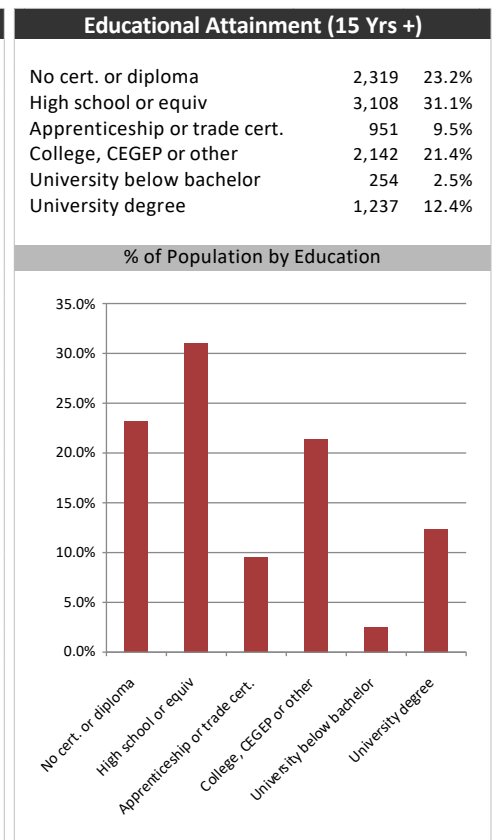
Age of Home Owners		
15 to 24 years	133	2.7%
25 to 34 years	626	12.8%
35 to 44 years	641	13.1%
45 to 54 years	870	17.8%
55 to 64 years	1,039	21.2%
65 to 74 years	888	18.1%
75 years or over	701	14.3%

Population & Household Summary	
Total Population	12,709
Population Growth 2013-2018	-1.8%
Population Growth 2018-2023	-1.3%
Total Households	4,899
Household Growth 2013-2018	-0.3%
Household Growth 2018-2023	-0.8%
% of Households with Children	39.8%
% of Households - Married w/ Kids	32.2%
% of Households - Single Parent	7.6%

% of Households by Household Size	
1 person	25.5%
2 persons	36.5%
3 persons	11.5%
4 persons	12.5%
5 or more persons	11.5%



Visible Minorities & Language	
Population by Visible Minority	
Chinese	0.2%
South Asian	0.1%
Black	0.5%
Filipino	0.1%
Latin American	0.1%
Southeast Asian	0.0%
Arab	0.0%
West Asian	0.0%
Korean	0.1%
Japanese	0.0%
Visible minority, n.i.e.	0.0%
Multiple visible minorities	0.0%
Population by Mother Tongue	
Single Responses	99.5%
English	91.1%
French	0.5%
Non-Official languages	7.9%
Multiple responses	0.5%



Blyth/Brussels Citizen



Distribution Map

Map

