

# Bradford West Gwillimbury Topic



## Summary Report

March 12, 2021

Market Information		
Average Household Spending / Yr		
Mortgage payments	\$	9,549
Cell Phone, Pager & Services	\$	1,542
Internet Access Services	\$	606
Home Renovations	\$	864
Retirement & pension fund payments	\$	2,042
Lotteries	\$	906
Health Insurance	\$	526
Household appliances	\$	779
Furnishings	\$	2,284
Computer hardware	\$	351
Auto/Truck Purchase	\$	9,504
Auto/Truck Rental or Lease	\$	318
Air Travel	\$	654

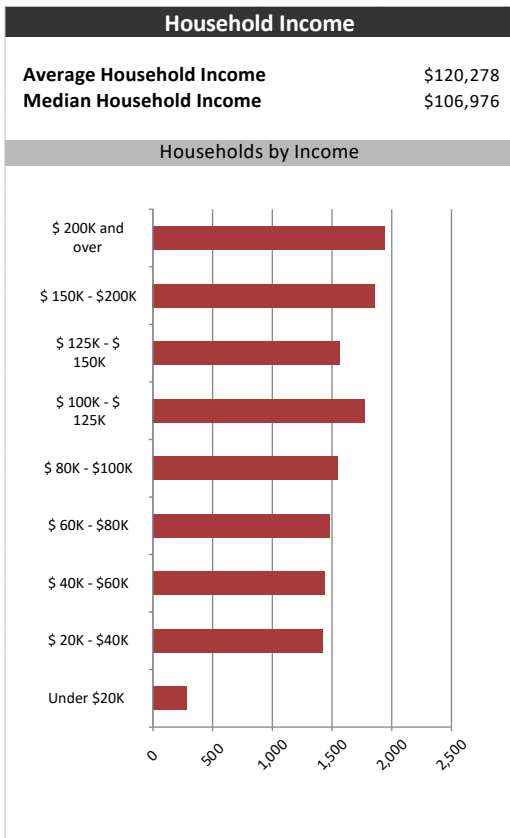
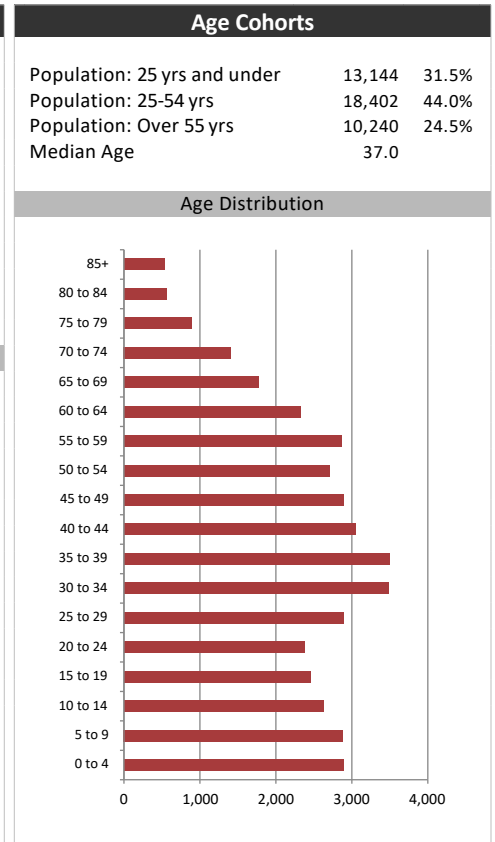
  

Age of Home Owners		
15 to 24 years	117	0.9%
25 to 34 years	2,001	15.2%
35 to 44 years	3,101	23.5%
45 to 54 years	2,814	21.3%
55 to 64 years	2,552	19.3%
65 to 74 years	1,628	12.3%
75 years or over	984	7.5%

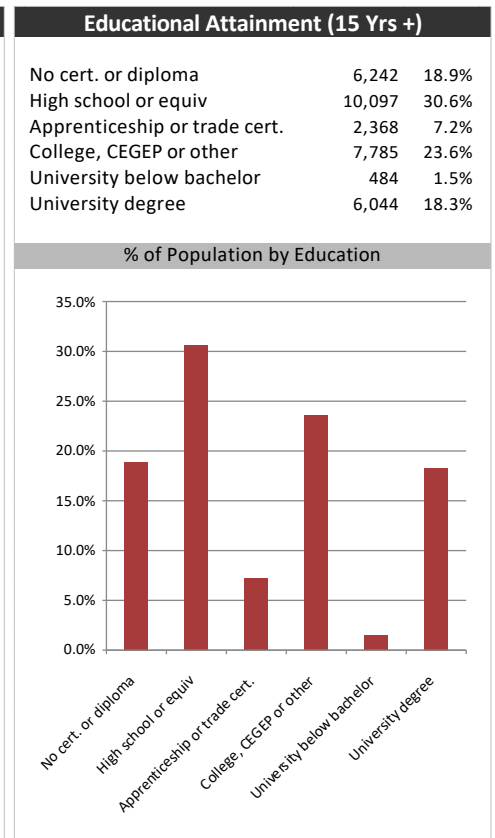
Population & Household Summary	
Total Population	41,786
Population Growth 2015-2020	19.9%
Population Growth 2020-2025	12.2%
Total Households	13,197
Household Growth 2015-2020	14.6%
Household Growth 2020-2025	11.8%
% of Households with Children	57.3%
% of Households - Married w/ Kids	46.2%
% of Households - Single Parent	11.1%

% of Households by Household Size	
1 person	14.5%
2 persons	28.0%
3 persons	19.5%
4 persons	22.0%
5 or more persons	15.5%



Visible Minorities & Language	
<b>Population by Visible Minority</b>	
Chinese	1.7%
South Asian	6.3%
Black	2.6%
Filipino	1.2%
Latin American	3.2%
Southeast Asian	2.9%
Arab	0.7%
West Asian	1.4%
Korean	0.2%
Japanese	0.1%
Visible minority, n.i.e.	1.2%
Multiple visible minorities	0.7%
<b>Population by Mother Tongue</b>	
Single Responses	97.0%
English	65.6%
French	1.2%
Non-Official languages	30.3%
Multiple responses	3.0%



# Bradford West Gwillimbury Topic



*Distribution Map*

