

Brampton Guardian



Summary Report

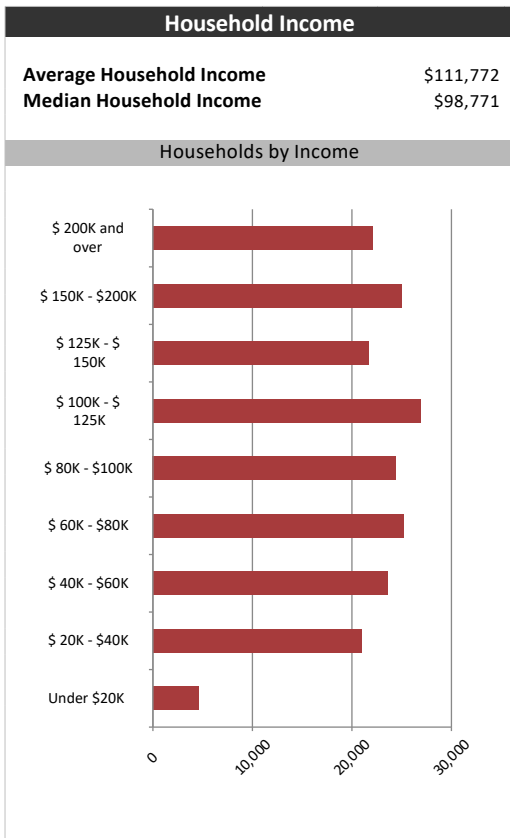
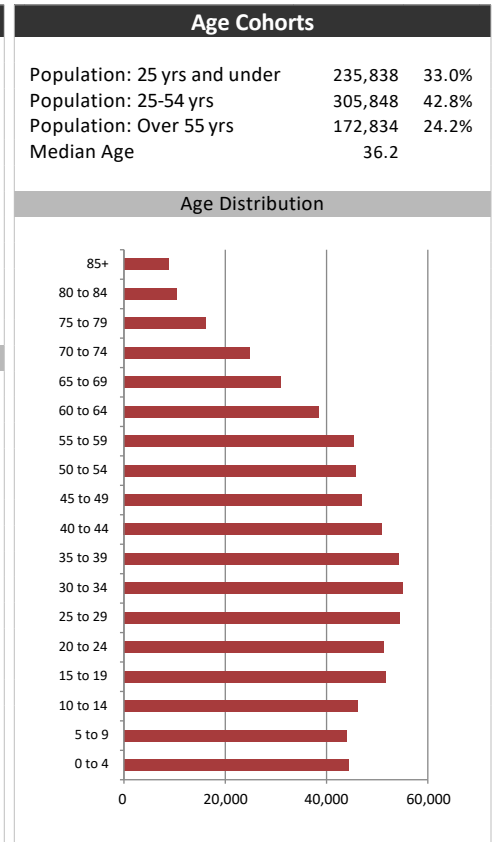
March 12, 2021

Market Information		
Average Household Spending / Yr		
Mortgage payments	\$	10,187
Cell Phone, Pager & Services	\$	1,570
Internet Access Services	\$	546
Home Renovations	\$	1,516
Retirement & pension fund payments	\$	1,513
Lotteries	\$	1,122
Health Insurance	\$	519
Household appliances	\$	710
Furnishings	\$	2,520
Computer hardware	\$	446
Auto/Truck Purchase	\$	6,517
Auto/Truck Rental or Lease	\$	278
Air Travel	\$	1,431

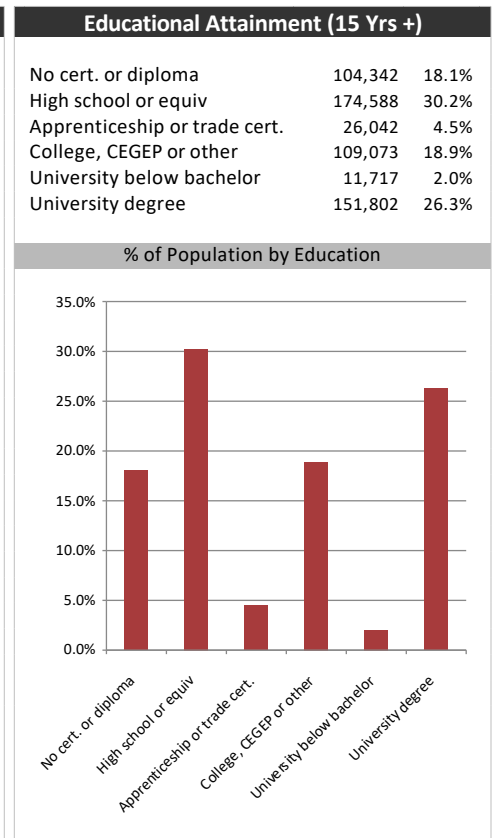
Age of Home Owners		
15 to 24 years	1,955	1.0%
25 to 34 years	25,023	13.0%
35 to 44 years	44,773	23.2%
45 to 54 years	46,657	24.1%
55 to 64 years	39,600	20.5%
65 to 74 years	22,251	11.5%
75 years or over	12,944	6.7%

Population & Household Summary	
Total Population	714,519
Population Growth 2015-2020	17.2%
Population Growth 2020-2025	13.8%
Total Households	193,203
Household Growth 2015-2020	11.9%
Household Growth 2020-2025	12.9%
% of Households with Children	64.9%
% of Households - Married w/ Kids	54.7%
% of Households - Single Parent	10.2%

% of Households by Household Size	
1 person	12.0%
2 persons	20.0%
3 persons	18.5%
4 persons	23.5%
5 or more persons	25.5%



Visible Minorities & Language	
Population by Visible Minority	
Chinese	1.5%
South Asian	45.7%
Black	14.8%
Filipino	2.8%
Latin American	2.4%
Southeast Asian	1.3%
Arab	1.0%
West Asian	0.9%
Korean	0.1%
Japanese	0.1%
Visible minority, n.i.e.	3.2%
Multiple visible minorities	1.6%
Population by Mother Tongue	
Single Responses	94.6%
English	46.4%
French	0.8%
Non-Official languages	47.4%
Multiple responses	5.4%



Brampton Guardian



Distribution Map

Map

