

Market Information		
Average Household Spending / Yr		
Mortgage payments	\$	6,164
Cell Phone, Pager & Services	\$	1,321
Internet Access Services	\$	512
Home Renovations	\$	1,182
Retirement & pension fund payments	\$	1,691
Lotteries	\$	891
Health Insurance	\$	458
Household appliances	\$	522
Furnishings	\$	1,122
Computer hardware	\$	212
Auto/Truck Purchase	\$	6,840
Auto/Truck Rental or Lease	\$	164
Air Travel	\$	1,048

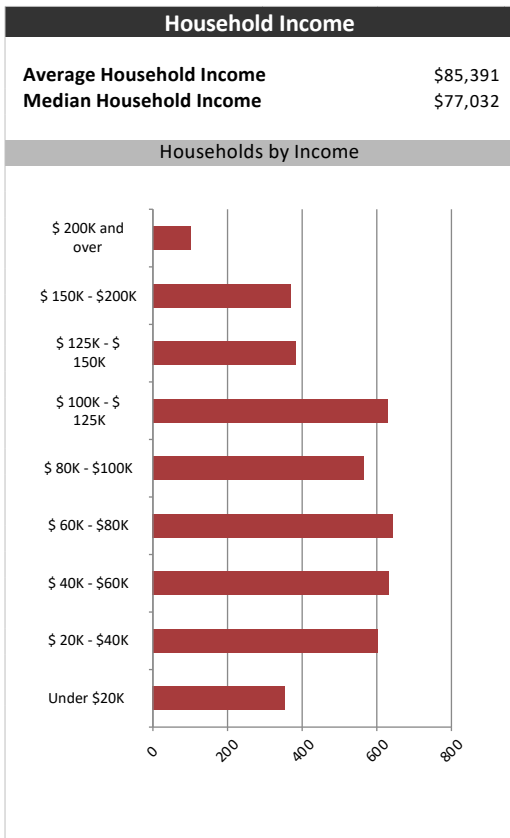
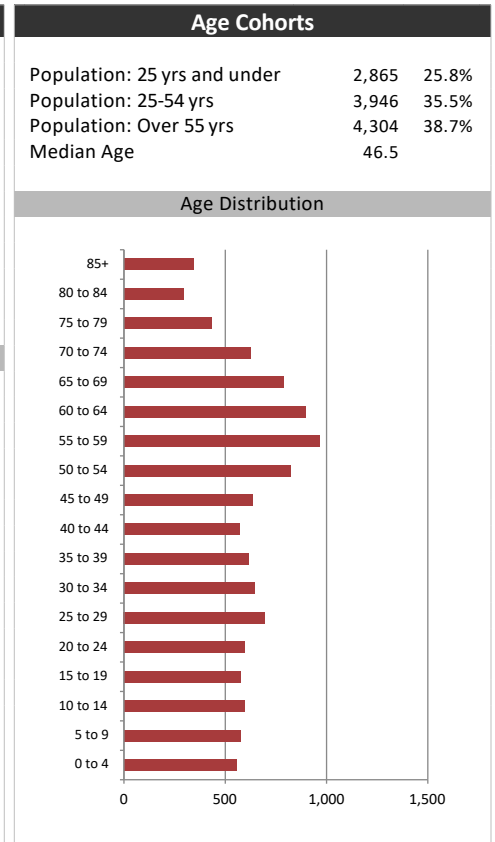
  

Age of Home Owners		
15 to 24 years	67	1.6%
25 to 34 years	513	12.1%
35 to 44 years	490	11.5%
45 to 54 years	769	18.1%
55 to 64 years	1,049	24.7%
65 to 74 years	794	18.7%
75 years or over	564	13.3%

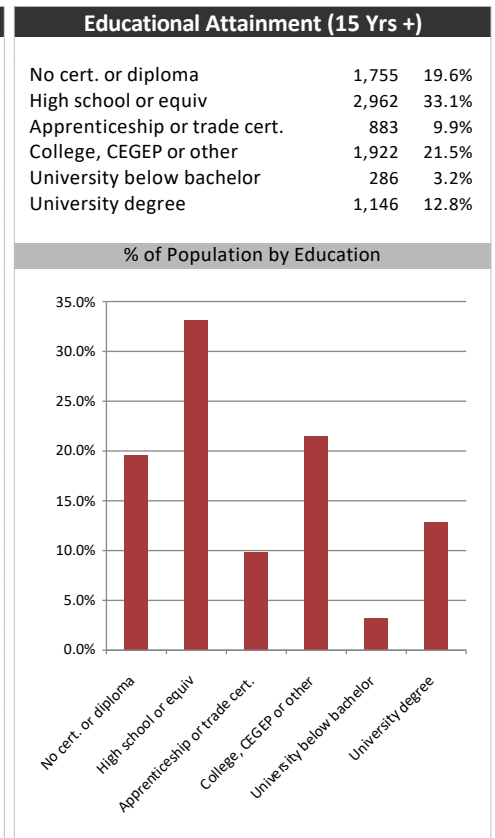
Population & Household Summary	
Total Population	11,114
Population Growth 2013-2018	4.7%
Population Growth 2018-2023	5.2%
Total Households	4,245
Household Growth 2013-2018	5.5%
Household Growth 2018-2023	5.3%
% of Households with Children	40.8%
% of Households - Married w/ Kids	29.4%
% of Households - Single Parent	11.4%

% of Households by Household Size	
1 person	25.0%
2 persons	36.5%
3 persons	14.2%
4 persons	13.8%
5 or more persons	9.3%



Visible Minorities & Language	
<b>Population by Visible Minority</b>	
Chinese	0.1%
South Asian	0.3%
Black	0.5%
Filipino	0.3%
Latin American	0.1%
Southeast Asian	0.1%
Arab	0.0%
West Asian	0.1%
Korean	0.0%
Japanese	0.1%
Visible minority, n.i.e.	0.1%
Multiple visible minorities	0.3%
<b>Population by Mother Tongue</b>	
Single Responses	99.6%
English	94.1%
French	0.6%
Non-Official languages	4.9%
Multiple responses	0.4%



# Brock Citizen



## Distribution Map

Map

