

Bruce Peninsula Press



Summary Report

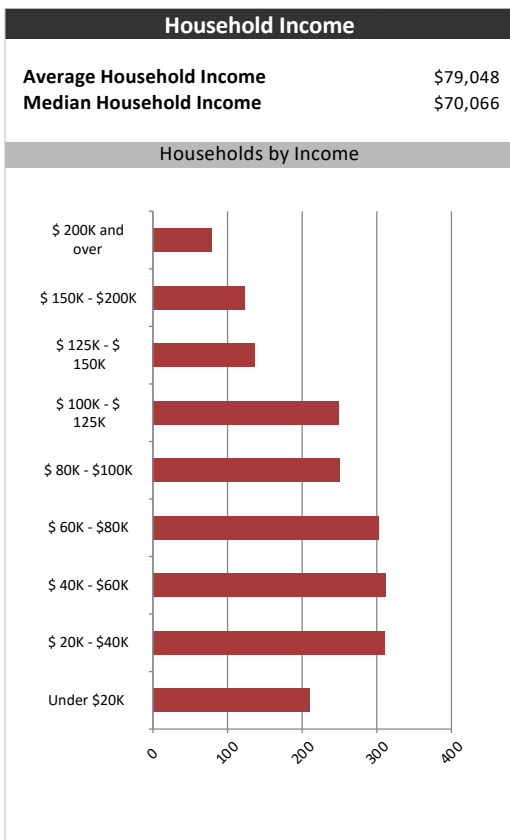
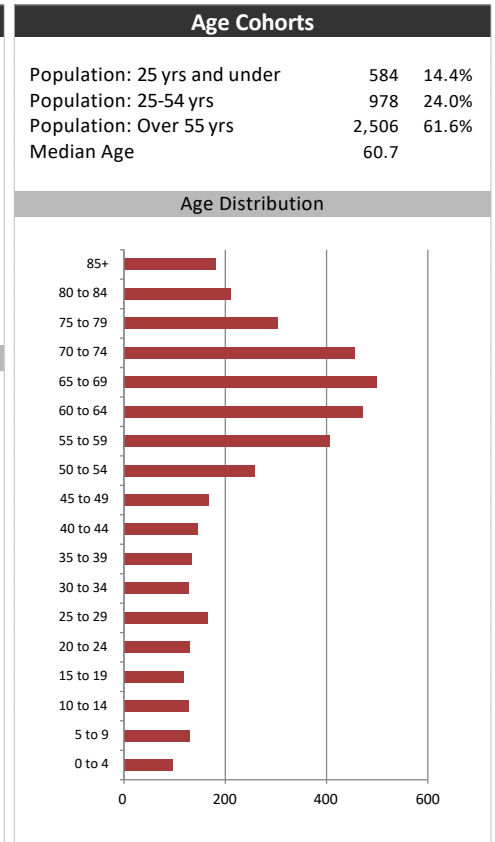
June 7, 2019

Market Information		
Average Household Spending / Yr		
Mortgage payments	\$	3,723
Cell Phone, Pager & Services	\$	698
Internet Access Services	\$	378
Home Renovations	\$	1,116
Retirement & pension fund payments	\$	1,454
Lotteries	\$	506
Health Insurance	\$	628
Household appliances	\$	463
Furnishings	\$	821
Computer hardware	\$	151
Auto/Truck Purchase	\$	8,568
Auto/Truck Rental or Lease	\$	148
Air Travel	\$	694

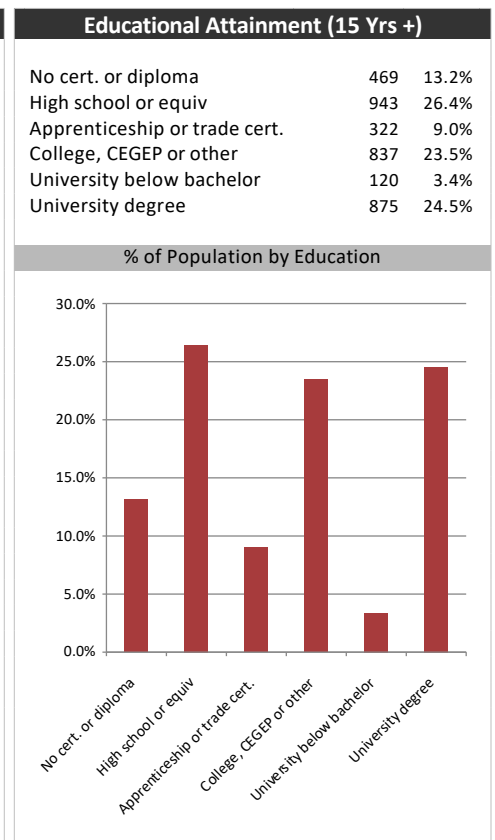
Age of Home Owners		
15 to 24 years	27	1.4%
25 to 34 years	134	6.8%
35 to 44 years	156	8.0%
45 to 54 years	194	9.9%
55 to 64 years	429	21.9%
65 to 74 years	545	27.8%
75 years or over	472	24.1%

Population & Household Summary	
Total Population	4,068
Population Growth 2013-2018	4.6%
Population Growth 2018-2023	2.3%
Total Households	1,957
Household Growth 2013-2018	5.4%
Household Growth 2018-2023	1.8%
% of Households with Children	19.3%
% of Households - Married w/ Kids	14.4%
% of Households - Single Parent	4.9%

% of Households by Household Size	
1 person	31.0%
2 persons	51.0%
3 persons	8.0%
4 persons	6.0%
5 or more persons	2.0%



Visible Minorities & Language	
Population by Visible Minority	
Chinese	0.0%
South Asian	0.0%
Black	0.1%
Filipino	0.0%
Latin American	0.0%
Southeast Asian	0.2%
Arab	0.0%
West Asian	0.0%
Korean	0.0%
Japanese	0.0%
Visible minority, n.i.e.	0.1%
Multiple visible minorities	0.1%
Population by Mother Tongue	
Single Responses	99.6%
English	91.9%
French	1.7%
Non-Official languages	5.9%
Multiple responses	0.4%



Bruce Peninsula Press

Map

