

Burks Falls Almaguin News



Summary Report

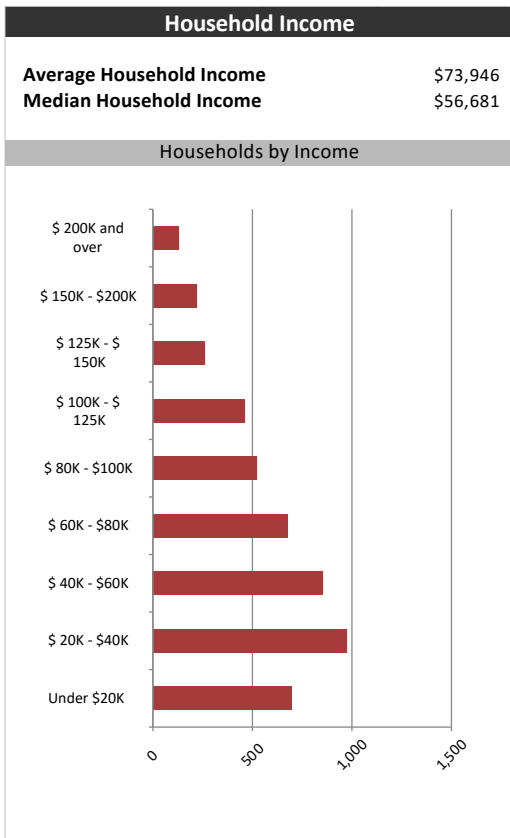
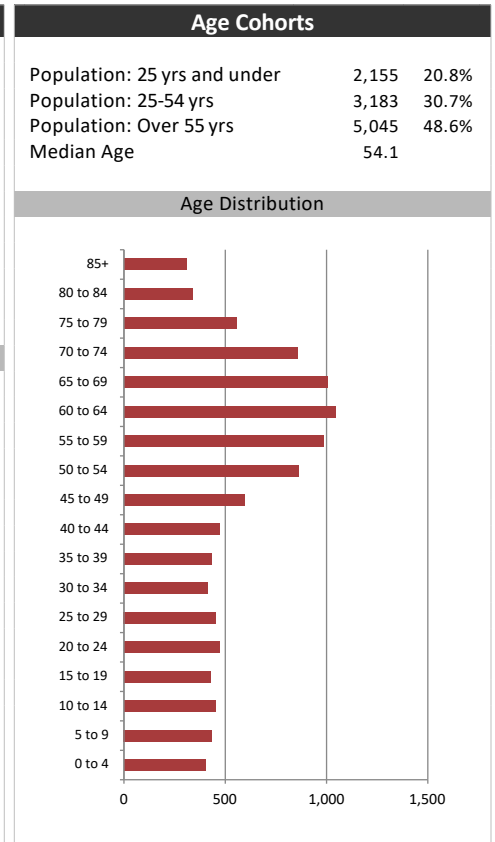
June 7, 2019

Market Information		
Average Household Spending / Yr		
Mortgage payments	\$	2,888
Cell Phone, Pager & Services	\$	796
Internet Access Services	\$	436
Home Renovations	\$	1,840
Retirement & pension fund payments	\$	1,110
Lotteries	\$	1,111
Health Insurance	\$	344
Household appliances	\$	661
Furnishings	\$	788
Computer hardware	\$	146
Auto/Truck Purchase	\$	5,884
Auto/Truck Rental or Lease	\$	79
Air Travel	\$	581

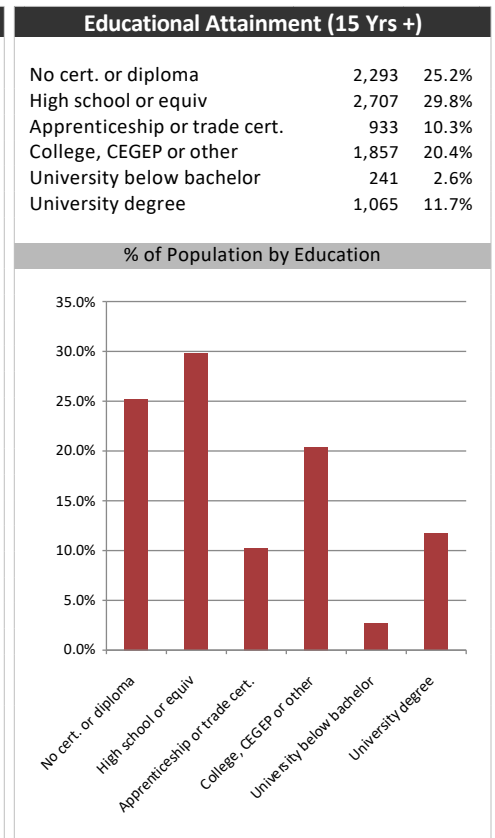
Age of Home Owners		
15 to 24 years	93	2.0%
25 to 34 years	291	6.2%
35 to 44 years	493	10.4%
45 to 54 years	790	16.7%
55 to 64 years	1,099	23.3%
65 to 74 years	1,158	24.5%
75 years or over	802	17.0%

Population & Household Summary	
Total Population	10,383
Population Growth 2013-2018	-0.5%
Population Growth 2018-2023	0.7%
Total Households	4,726
Household Growth 2013-2018	0.1%
Household Growth 2018-2023	0.3%
% of Households with Children	28.8%
% of Households - Married w/ Kids	19.9%
% of Households - Single Parent	9.0%

% of Households by Household Size	
1 person	27.0%
2 persons	46.0%
3 persons	12.0%
4 persons	8.0%
5 or more persons	5.0%



Visible Minorities & Language	
Population by Visible Minority	
Chinese	0.0%
South Asian	0.0%
Black	0.2%
Filipino	0.1%
Latin American	0.1%
Southeast Asian	0.0%
Arab	0.0%
West Asian	0.0%
Korean	0.0%
Japanese	0.0%
Visible minority, n.i.e.	0.0%
Multiple visible minorities	0.0%
Population by Mother Tongue	
Single Responses	99.5%
English	93.0%
French	1.7%
Non-Official languages	4.8%
Multiple responses	0.5%



Burks Falls Almaguin News



Distribution Map

Map

