

Cambridge Times

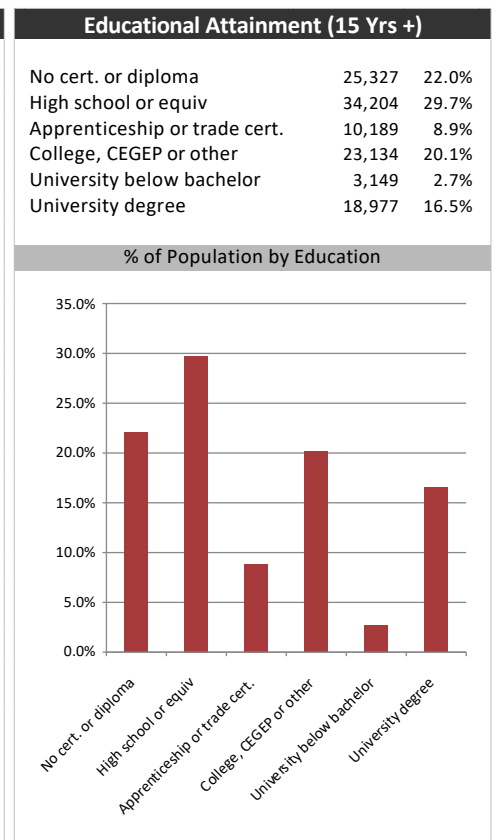

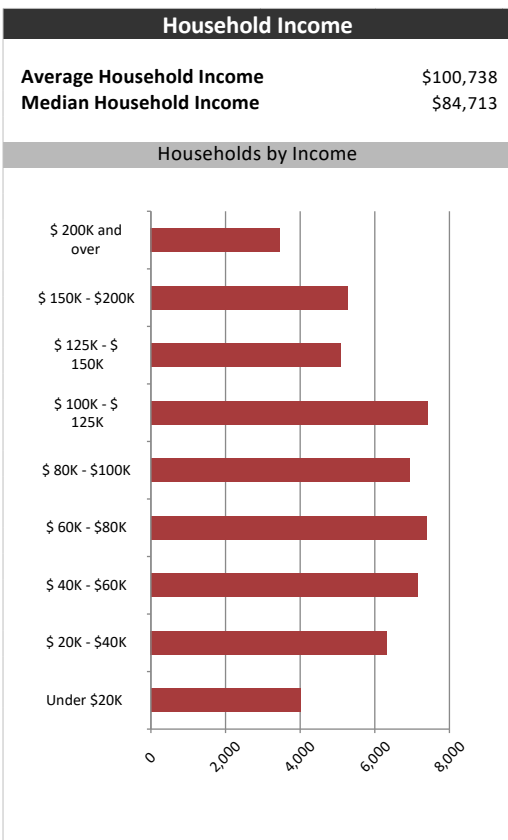
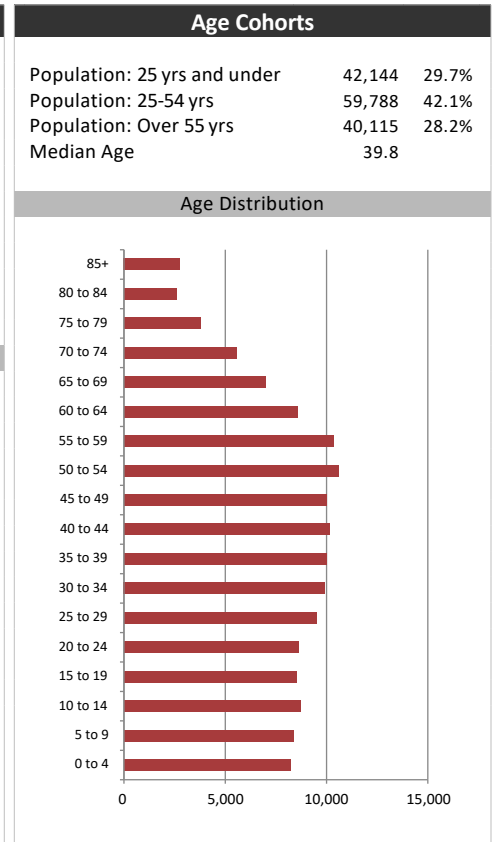
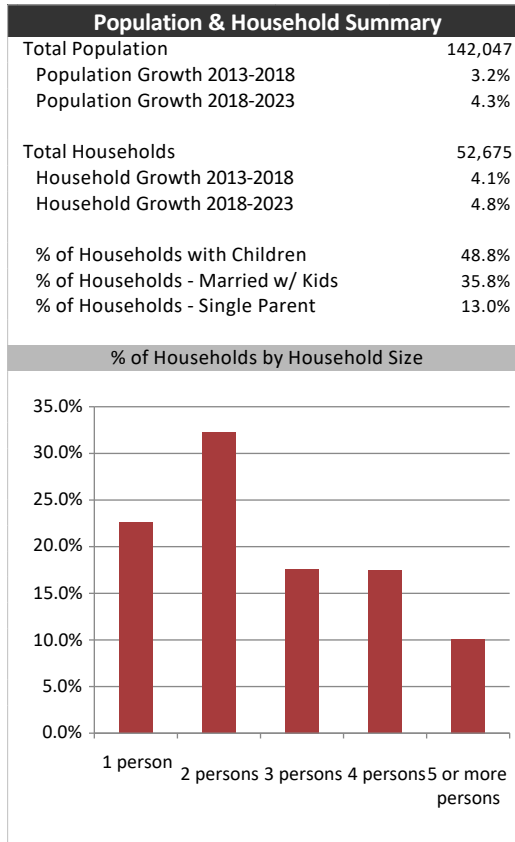


Summary Report

June 7, 2019

Market Information		
Average Household Spending / Yr		
Mortgage payments	\$	7,974
Cell Phone, Pager & Services	\$	1,285
Internet Access Services	\$	536
Home Renovations	\$	684
Retirement & pension fund payments	\$	1,402
Lotteries	\$	756
Health Insurance	\$	426
Household appliances	\$	594
Furnishings	\$	1,509
Computer hardware	\$	256
Auto/Truck Purchase	\$	7,472
Auto/Truck Rental or Lease	\$	229
Air Travel	\$	1,136

Age of Home Owners		
15 to 24 years	946	1.8%
25 to 34 years	7,662	14.5%
35 to 44 years	10,236	19.4%
45 to 54 years	11,401	21.6%
55 to 64 years	10,562	20.1%
65 to 74 years	6,996	13.3%
75 years or over	4,872	9.2%



Cambridge Times

Map

