

Carleton Place/Almonte Canadian Gazette



Summary Report

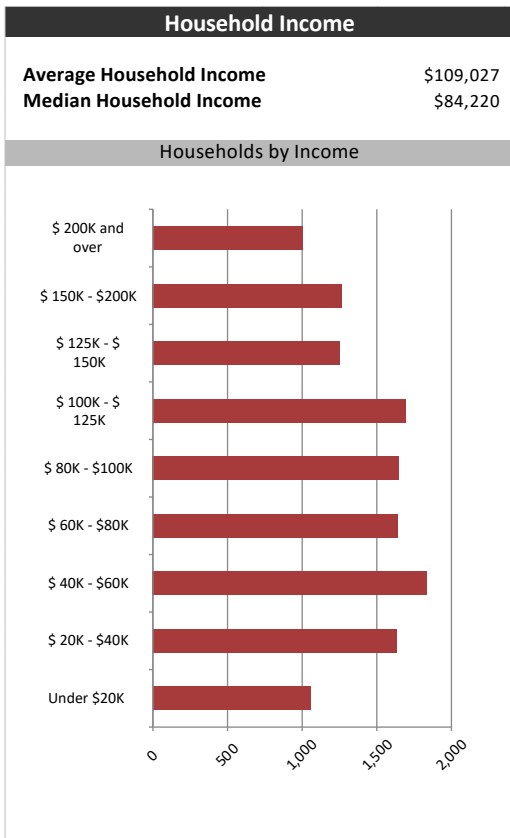
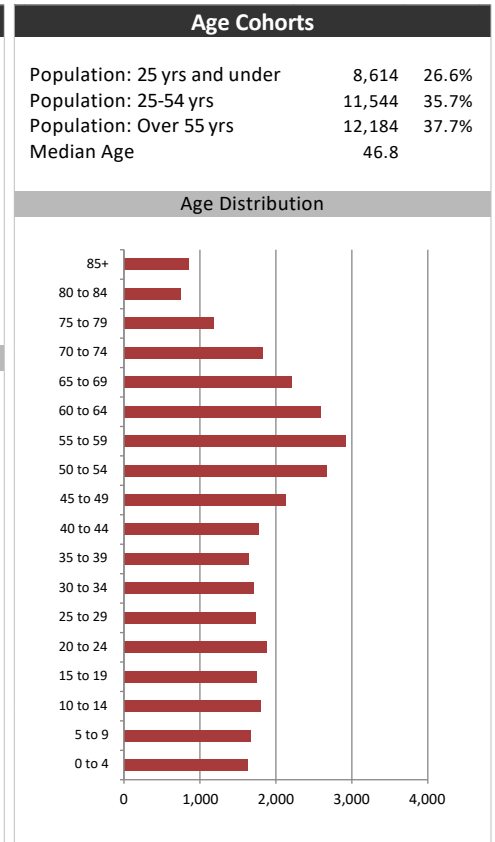
June 7, 2019

Market Information		
Average Household Spending / Yr		
Mortgage payments	\$	7,494
Cell Phone, Pager & Services	\$	1,271
Internet Access Services	\$	578
Home Renovations	\$	1,564
Retirement & pension fund payments	\$	2,172
Lotteries	\$	925
Health Insurance	\$	945
Household appliances	\$	739
Furnishings	\$	1,716
Computer hardware	\$	210
Auto/Truck Purchase	\$	9,574
Auto/Truck Rental or Lease	\$	136
Air Travel	\$	1,415

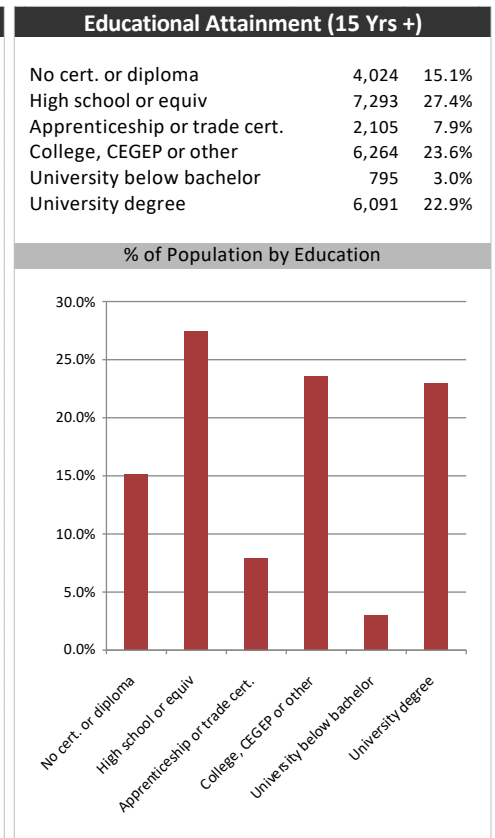
Age of Home Owners		
15 to 24 years	154	1.2%
25 to 34 years	1,433	11.1%
35 to 44 years	1,696	13.1%
45 to 54 years	2,709	20.9%
55 to 64 years	3,035	23.4%
65 to 74 years	2,350	18.2%
75 years or over	1,568	12.1%

Population & Household Summary	
Total Population	32,342
Population Growth 2013-2018	5.3%
Population Growth 2018-2023	3.3%
Total Households	12,946
Household Growth 2013-2018	6.9%
Household Growth 2018-2023	3.7%
% of Households with Children	40.6%
% of Households - Married w/ Kids	30.6%
% of Households - Single Parent	10.0%

% of Households by Household Size	
1 person	23.0%
2 persons	40.0%
3 persons	15.5%
4 persons	14.5%
5 or more persons	6.5%



Visible Minorities & Language	
Population by Visible Minority	
Chinese	0.2%
South Asian	0.3%
Black	0.4%
Filipino	0.1%
Latin American	0.1%
Southeast Asian	0.1%
Arab	0.2%
West Asian	0.0%
Korean	0.0%
Japanese	0.0%
Visible minority, n.i.e.	0.0%
Multiple visible minorities	0.0%
Population by Mother Tongue	
Single Responses	99.1%
English	91.8%
French	4.4%
Non-Official languages	3.0%
Multiple responses	0.9%



Carleton Place/Almonte Canadian Gazette



Distribution Map

Map

