

### Market Information

Average Household Spending / Yr		
Mortgage payments	\$	4,166
Cell Phone, Pager & Services	\$	1,012
Internet Access Services	\$	435
Home Renovations	\$	438
Retirement & pension fund payments	\$	1,186
Lotteries	\$	985
Health Insurance	\$	268
Household appliances	\$	400
Furnishings	\$	694
Computer hardware	\$	204
Auto/Truck Purchase	\$	4,989
Auto/Truck Rental or Lease	\$	112
Air Travel	\$	827

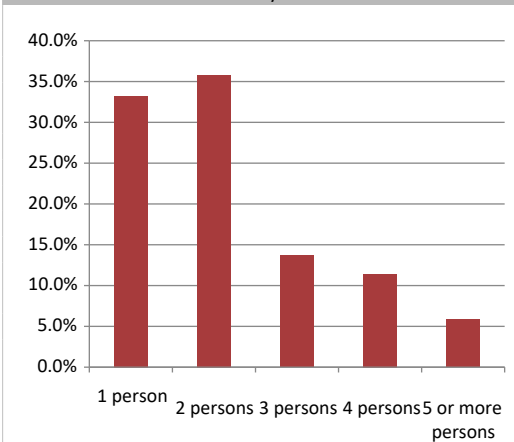
### Age of Home Owners

15 to 24 years	767	3.8%
25 to 34 years	2,728	13.4%
35 to 44 years	2,786	13.7%
45 to 54 years	3,698	18.1%
55 to 64 years	4,258	20.9%
65 to 74 years	3,335	16.4%
75 years or over	2,816	13.8%

### Population & Household Summary

Total Population	46,363
Population Growth 2013-2018	-1.5%
Population Growth 2018-2023	-2.7%
Total Households	20,390
Household Growth 2013-2018	1.3%
Household Growth 2018-2023	-1.7%
% of Households with Children	36.9%
% of Households - Married w/ Kids	23.5%
% of Households - Single Parent	13.4%

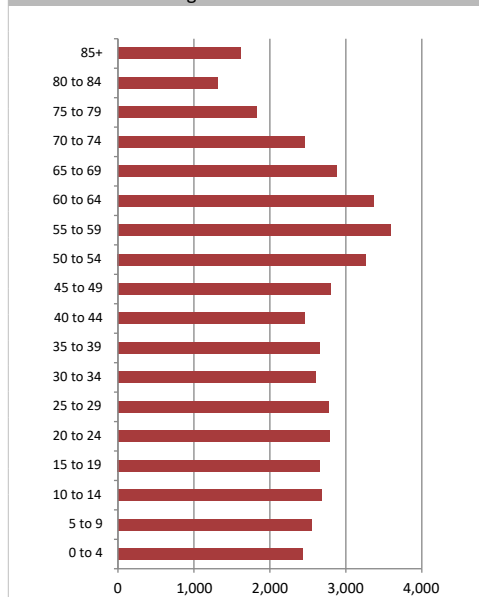
### % of Households by Household Size



### Age Cohorts

Population: 25 yrs and under	13,020	28.1%
Population: 25-54 yrs	16,449	35.5%
Population: Over 55 yrs	16,894	36.4%
Median Age	44.5	

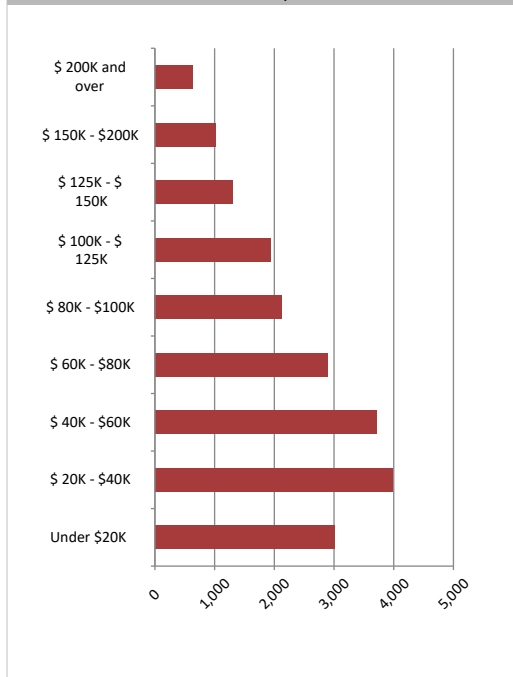
### Age Distribution



### Household Income

Average Household Income	\$74,198
Median Household Income	\$57,643

### Households by Income



### Visible Minorities & Language

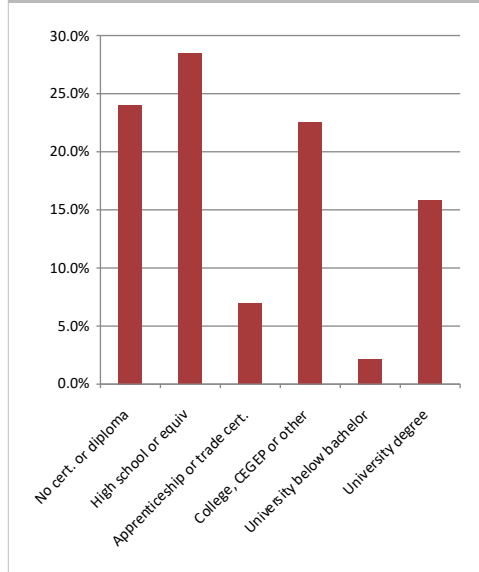
Population by Visible Minority	
Chinese	0.5%
South Asian	1.1%
Black	3.5%
Filipino	0.2%
Latin American	0.4%
Southeast Asian	0.7%
Arab	0.1%
West Asian	0.1%
Korean	0.3%
Japanese	0.2%
Visible minority, n.i.e.	0.1%
Multiple visible minorities	0.2%

Population by Mother Tongue	
Single Responses	99.2%
English	88.2%
French	3.1%
Non-Official languages	7.8%
Multiple responses	0.8%

### Educational Attainment (15 Yrs +)

No cert. or diploma	9,009	24.0%
High school or equiv	10,683	28.5%
Apprenticeship or trade cert.	2,605	6.9%
College, CEGEP or other	8,467	22.6%
University below bachelor	812	2.2%
University degree	5,936	15.8%

### % of Population by Education



# Chatham Voice



## Distribution Map

Map

