

Clinton News Record



Summary Report

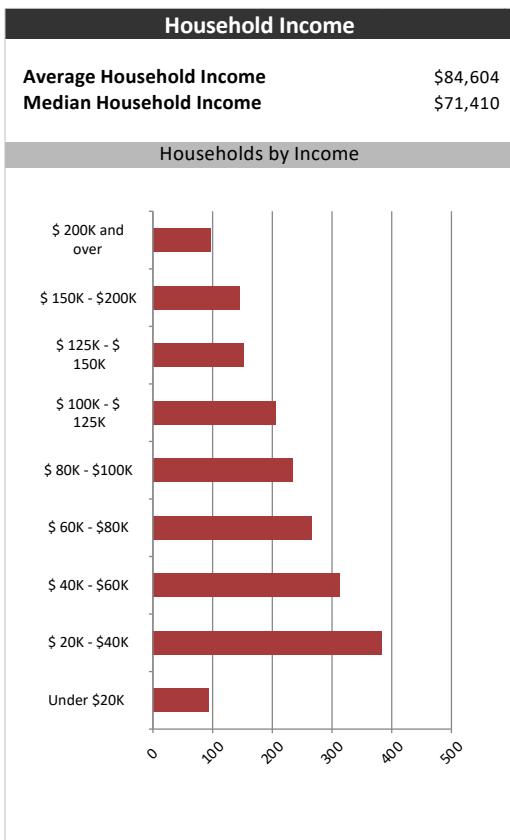
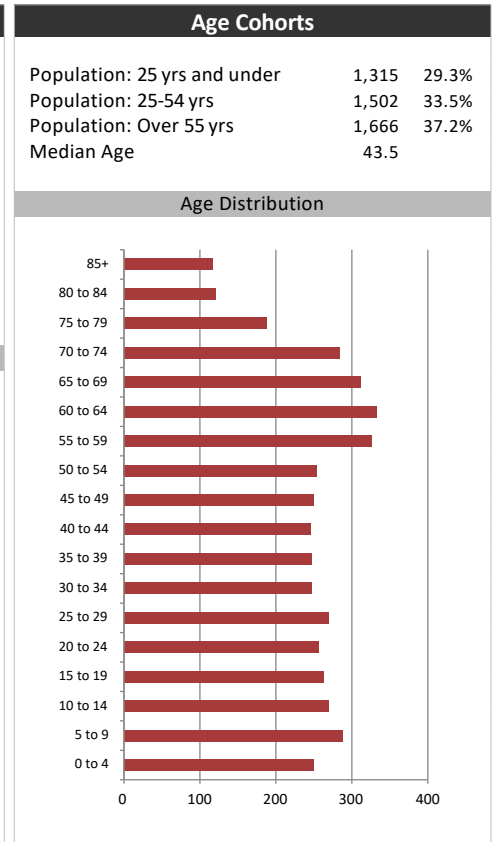
March 12, 2021

Market Information		
Average Household Spending / Yr		
Mortgage payments	\$	3,738
Cell Phone, Pager & Services	\$	1,053
Internet Access Services	\$	454
Home Renovations	\$	884
Retirement & pension fund payments	\$	1,277
Lotteries	\$	580
Health Insurance	\$	586
Household appliances	\$	470
Furnishings	\$	1,419
Computer hardware	\$	159
Auto/Truck Purchase	\$	7,573
Auto/Truck Rental or Lease	\$	106
Air Travel	\$	185

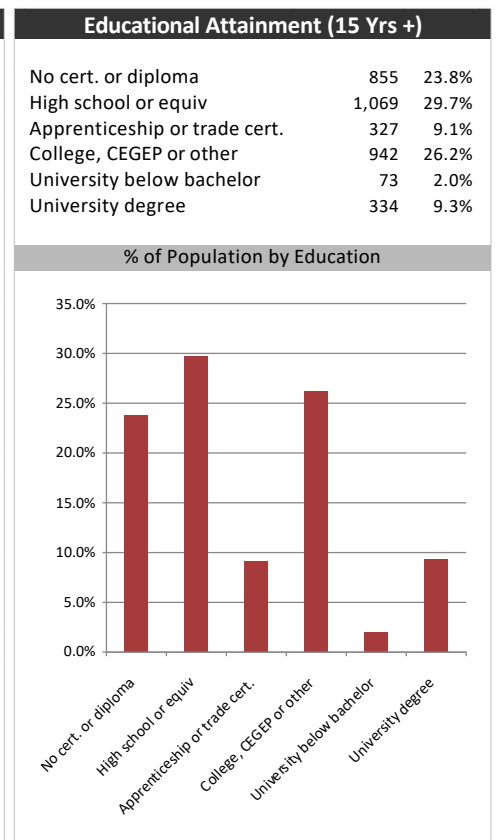
Age of Home Owners		
15 to 24 years	57	3.0%
25 to 34 years	226	12.1%
35 to 44 years	257	13.8%
45 to 54 years	298	16.0%
55 to 64 years	380	20.4%
65 to 74 years	360	19.3%
75 years or over	288	15.4%

Population & Household Summary	
Total Population	4,484
Population Growth 2015-2020	-16.9%
Population Growth 2020-2025	0.3%
Total Households	1,866
Household Growth 2015-2020	-18.2%
Household Growth 2020-2025	-0.2%
% of Households with Children	36.3%
% of Households - Married w/ Kids	26.4%
% of Households - Single Parent	10.0%

% of Households by Household Size	
1 person	31.2%
2 persons	36.5%
3 persons	12.1%
4 persons	11.2%
5 or more persons	8.0%



Visible Minorities & Language	
Population by Visible Minority	
Chinese	0.1%
South Asian	0.0%
Black	0.1%
Filipino	0.0%
Latin American	0.1%
Southeast Asian	0.8%
Arab	0.7%
West Asian	0.0%
Korean	0.0%
Japanese	0.1%
Visible minority, n.i.e.	0.0%
Multiple visible minorities	0.1%
Population by Mother Tongue	
Single Responses	99.6%
English	93.8%
French	0.5%
Non-Official languages	5.2%
Multiple responses	0.4%



Clinton News Record

Distribution Map

