

# Cochrane Times-Post



## Summary Report

June 7, 2019

Market Information		
Average Household Spending / Yr		
Mortgage payments	\$	3,680
Cell Phone, Pager & Services	\$	966
Internet Access Services	\$	442
Home Renovations	\$	1,360
Retirement & pension fund payments	\$	1,534
Lotteries	\$	1,246
Health Insurance	\$	312
Household appliances	\$	664
Furnishings	\$	985
Computer hardware	\$	136
Auto/Truck Purchase	\$	6,714
Auto/Truck Rental or Lease	\$	65
Air Travel	\$	441

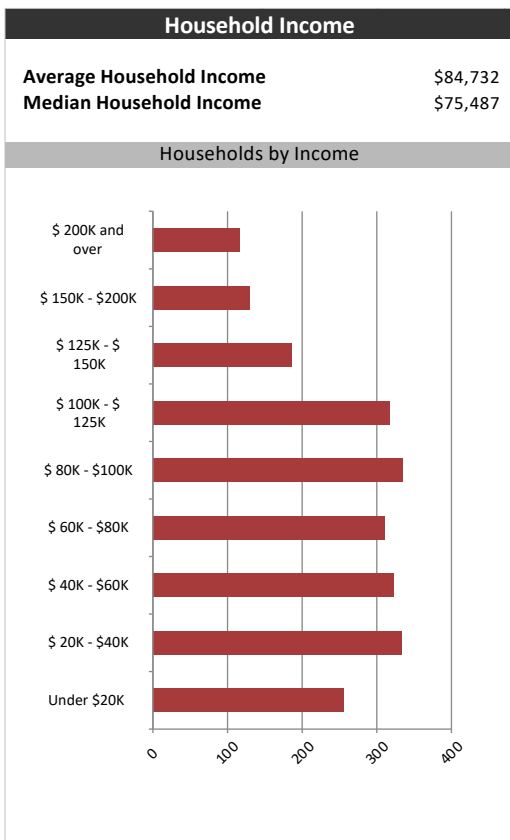
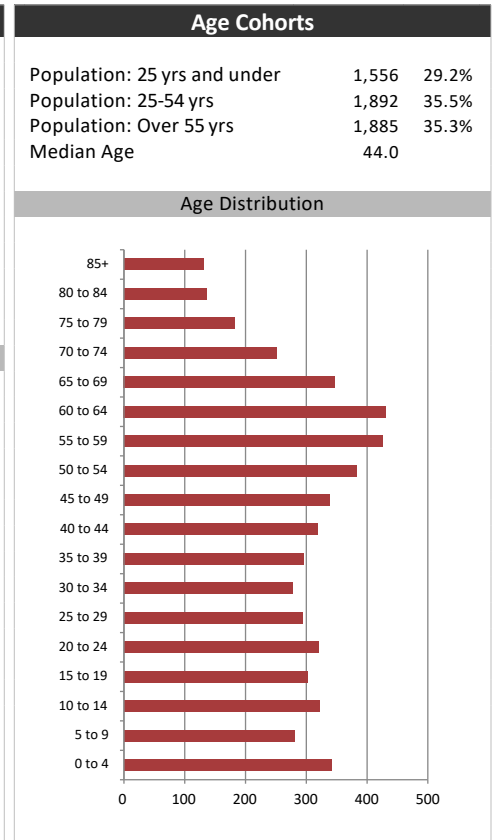
  

Age of Home Owners		
15 to 24 years	93	4.1%
25 to 34 years	332	14.5%
35 to 44 years	303	13.2%
45 to 54 years	408	17.8%
55 to 64 years	467	20.4%
65 to 74 years	399	17.4%
75 years or over	287	12.5%

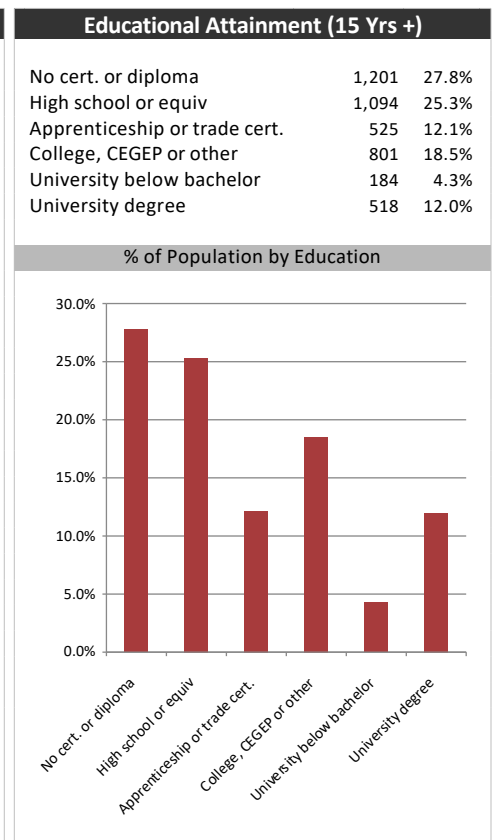
Population & Household Summary	
Total Population	5,333
Population Growth 2013-2018	-2.4%
Population Growth 2018-2023	-2.5%
Total Households	2,289
Household Growth 2013-2018	-0.8%
Household Growth 2018-2023	-1.8%
% of Households with Children	36.9%
% of Households - Married w/ Kids	26.4%
% of Households - Single Parent	10.5%

% of Households by Household Size	
1 person	29.0%
2 persons	39.5%
3 persons	13.5%
4 persons	12.5%
5 or more persons	5.5%



Visible Minorities & Language	
<b>Population by Visible Minority</b>	
Chinese	0.8%
South Asian	0.1%
Black	0.0%
Filipino	0.0%
Latin American	0.0%
Southeast Asian	0.0%
Arab	0.0%
West Asian	0.0%
Korean	0.0%
Japanese	0.0%
Visible minority, n.i.e.	0.0%
Multiple visible minorities	0.0%
<b>Population by Mother Tongue</b>	
Single Responses	98.7%
English	56.7%
French	39.2%
Non-Official languages	2.8%
Multiple responses	1.3%



# Cochrane Times-Post

## Distribution Map

Map

