

# Cornwall Seaway News



## Summary Report

June 7, 2019

Market Information		
Average Household Spending / Yr		
Mortgage payments	\$	4,950
Cell Phone, Pager & Services	\$	1,048
Internet Access Services	\$	488
Home Renovations	\$	806
Retirement & pension fund payments	\$	1,413
Lotteries	\$	830
Health Insurance	\$	702
Household appliances	\$	546
Furnishings	\$	1,219
Computer hardware	\$	148
Auto/Truck Purchase	\$	6,940
Auto/Truck Rental or Lease	\$	89
Air Travel	\$	881

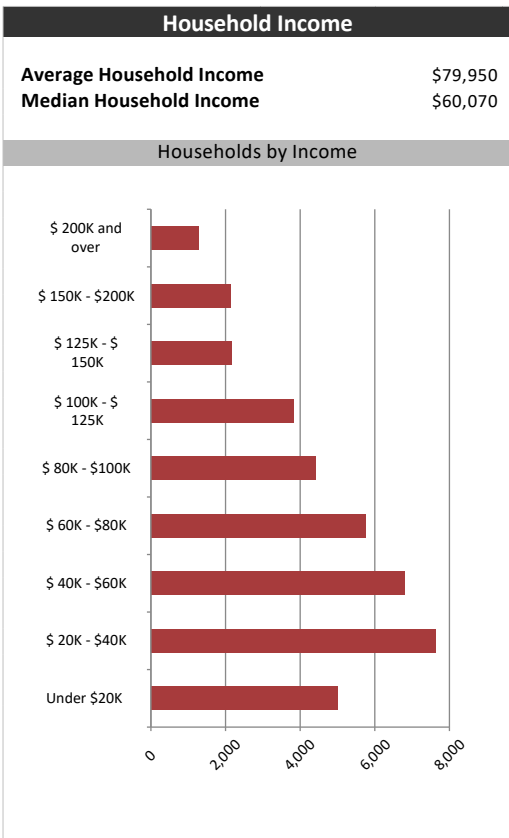
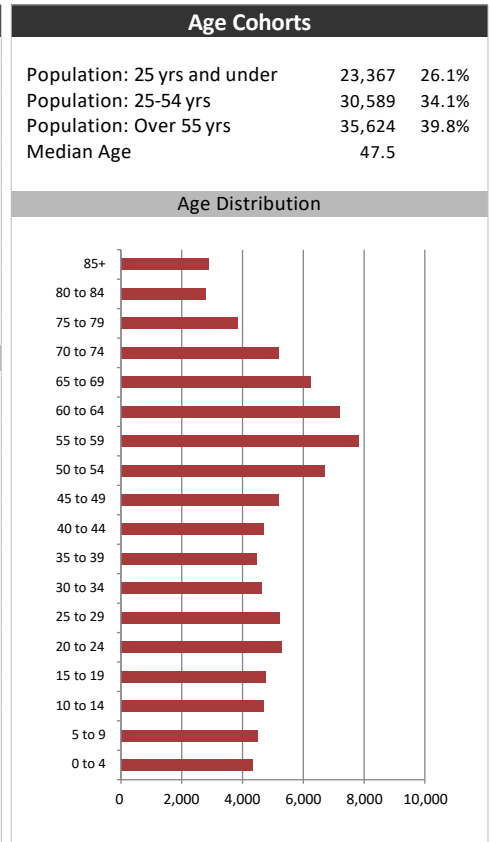
  

Age of Home Owners		
15 to 24 years	1,294	3.3%
25 to 34 years	4,526	11.7%
35 to 44 years	4,901	12.7%
45 to 54 years	6,698	17.3%
55 to 64 years	8,686	22.5%
65 to 74 years	6,975	18.0%
75 years or over	5,580	14.4%

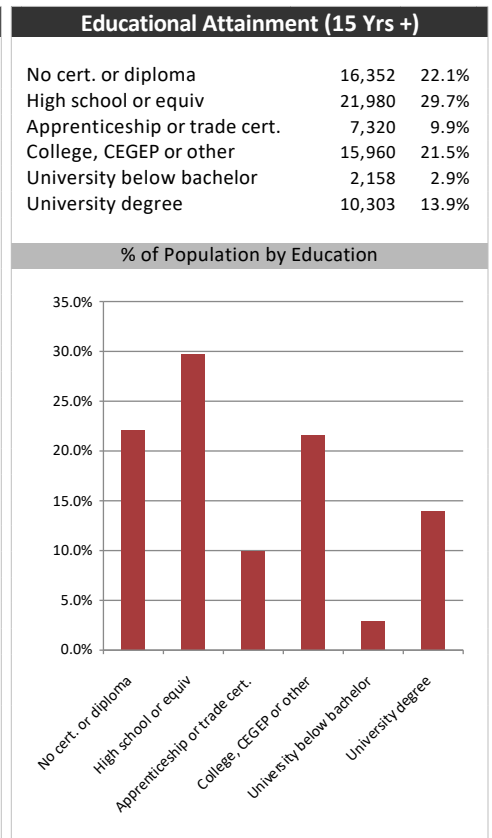
Population & Household Summary	
Total Population	89,580
Population Growth 2013-2018	0.5%
Population Growth 2018-2023	0.4%
Total Households	38,662
Household Growth 2013-2018	2.8%
Household Growth 2018-2023	0.5%
% of Households with Children	35.4%
% of Households - Married w/ Kids	24.3%
% of Households - Single Parent	11.2%

% of Households by Household Size	
1 person	29.5%
2 persons	39.5%
3 persons	13.5%
4 persons	10.5%
5 or more persons	6.5%



Visible Minorities & Language	
<b>Population by Visible Minority</b>	
Chinese	0.3%
South Asian	1.6%
Black	0.6%
Filipino	0.1%
Latin American	0.1%
Southeast Asian	0.3%
Arab	0.3%
West Asian	0.1%
Korean	0.0%
Japanese	0.0%
Visible minority, n.i.e.	0.0%
Multiple visible minorities	0.2%
<b>Population by Mother Tongue</b>	
Single Responses	98.1%
English	68.3%
French	25.9%
Non-Official languages	3.9%
Multiple responses	1.9%



# Cornwall Seaway News



## Distribution Map

Map

