

Cornwall Seaway News



Summary Report

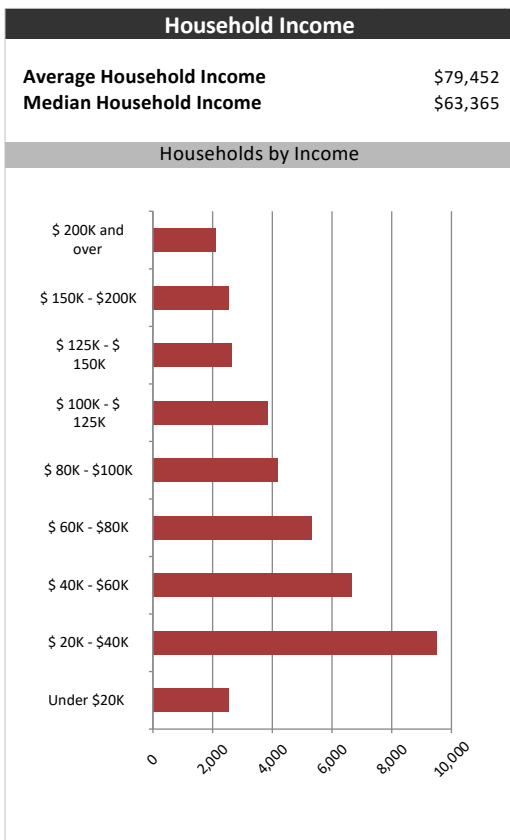
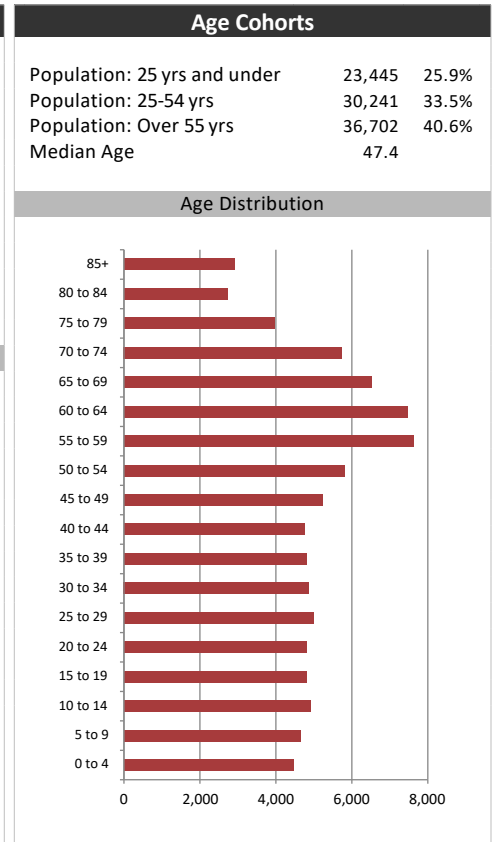
March 12, 2021

Market Information		
Average Household Spending / Yr		
Mortgage payments	\$	4,122
Cell Phone, Pager & Services	\$	1,084
Internet Access Services	\$	496
Home Renovations	\$	1,105
Retirement & pension fund payments	\$	1,431
Lotteries	\$	910
Health Insurance	\$	738
Household appliances	\$	576
Furnishings	\$	1,401
Computer hardware	\$	168
Auto/Truck Purchase	\$	6,882
Auto/Truck Rental or Lease	\$	91
Air Travel	\$	385

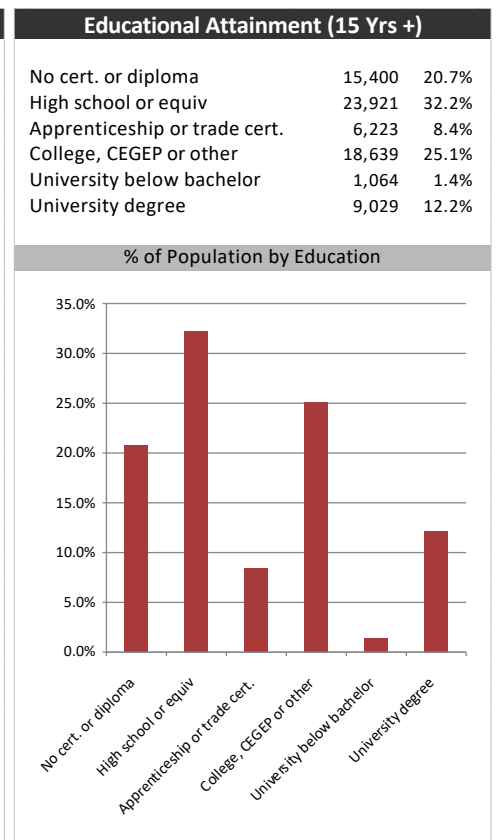
Age of Home Owners		
15 to 24 years	1,241	3.2%
25 to 34 years	4,524	11.7%
35 to 44 years	5,095	13.1%
45 to 54 years	6,194	16.0%
55 to 64 years	8,710	22.4%
65 to 74 years	7,447	19.2%
75 years or over	5,595	14.4%

Population & Household Summary	
Total Population	90,389
Population Growth 2015-2020	1.0%
Population Growth 2020-2025	0.6%
Total Households	38,806
Household Growth 2015-2020	1.8%
Household Growth 2020-2025	0.2%
% of Households with Children	35.5%
% of Households - Married w/ Kids	24.3%
% of Households - Single Parent	11.2%

% of Households by Household Size	
1 person	29.5%
2 persons	39.5%
3 persons	13.5%
4 persons	10.5%
5 or more persons	6.5%



Visible Minorities & Language	
Population by Visible Minority	
Chinese	0.3%
South Asian	2.5%
Black	0.8%
Filipino	0.2%
Latin American	0.1%
Southeast Asian	0.1%
Arab	0.2%
West Asian	0.3%
Korean	0.0%
Japanese	0.0%
Visible minority, n.i.e.	0.1%
Multiple visible minorities	0.2%
Population by Mother Tongue	
Single Responses	97.9%
English	67.7%
French	25.2%
Non-Official languages	5.0%
Multiple responses	2.1%



Cornwall Seaway News



Distribution Map

Map

