

Delhi News-Record



Summary Report

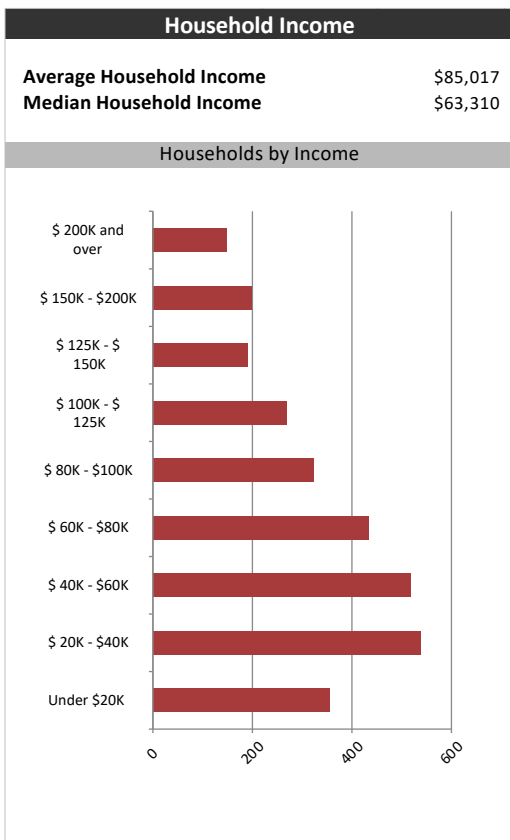
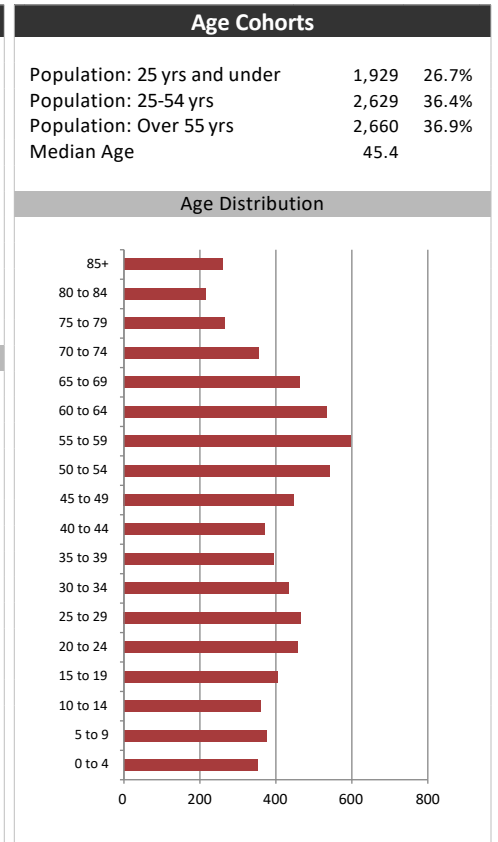
June 7, 2019

Market Information		
Average Household Spending / Yr		
Mortgage payments	\$	4,357
Cell Phone, Pager & Services	\$	1,002
Internet Access Services	\$	446
Home Renovations	\$	563
Retirement & pension fund payments	\$	1,139
Lotteries	\$	950
Health Insurance	\$	322
Household appliances	\$	599
Furnishings	\$	1,212
Computer hardware	\$	157
Auto/Truck Purchase	\$	5,680
Auto/Truck Rental or Lease	\$	110
Air Travel	\$	850

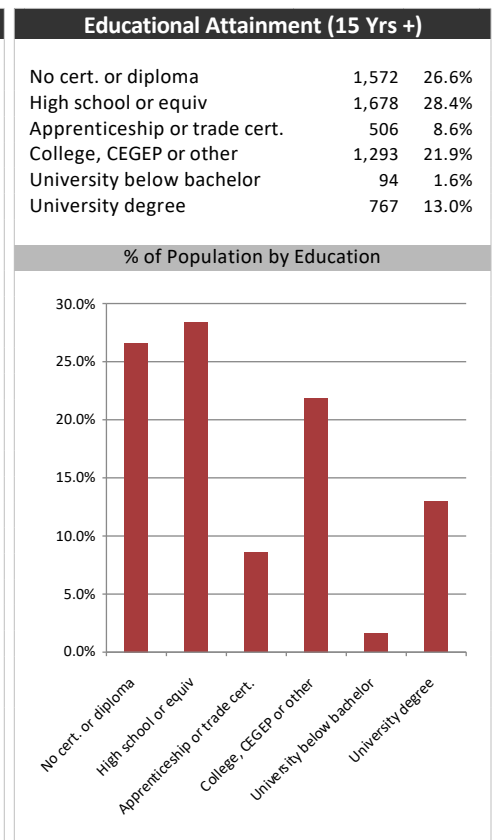
Age of Home Owners		
15 to 24 years	58	2.0%
25 to 34 years	423	14.4%
35 to 44 years	436	14.8%
45 to 54 years	510	17.3%
55 to 64 years	637	21.6%
65 to 74 years	469	15.9%
75 years or over	416	14.1%

Population & Household Summary	
Total Population	7,218
Population Growth 2013-2018	1.7%
Population Growth 2018-2023	0.7%
Total Households	2,948
Household Growth 2013-2018	2.3%
Household Growth 2018-2023	1.0%
% of Households with Children	40.2%
% of Households - Married w/ Kids	28.4%
% of Households - Single Parent	11.9%

% of Households by Household Size	
1 person	27.5%
2 persons	37.5%
3 persons	14.5%
4 persons	13.0%
5 or more persons	7.5%



Visible Minorities & Language	
Population by Visible Minority	
Chinese	0.1%
South Asian	0.6%
Black	2.4%
Filipino	0.0%
Latin American	0.2%
Southeast Asian	0.0%
Arab	0.0%
West Asian	0.0%
Korean	0.0%
Japanese	0.0%
Visible minority, n.i.e.	0.1%
Multiple visible minorities	0.1%
Population by Mother Tongue	
Single Responses	99.3%
English	86.8%
French	1.6%
Non-Official languages	10.9%
Multiple responses	0.7%



Delhi News-Record

Distribution Map

Map

