

Dorchester Signpost



Summary Report

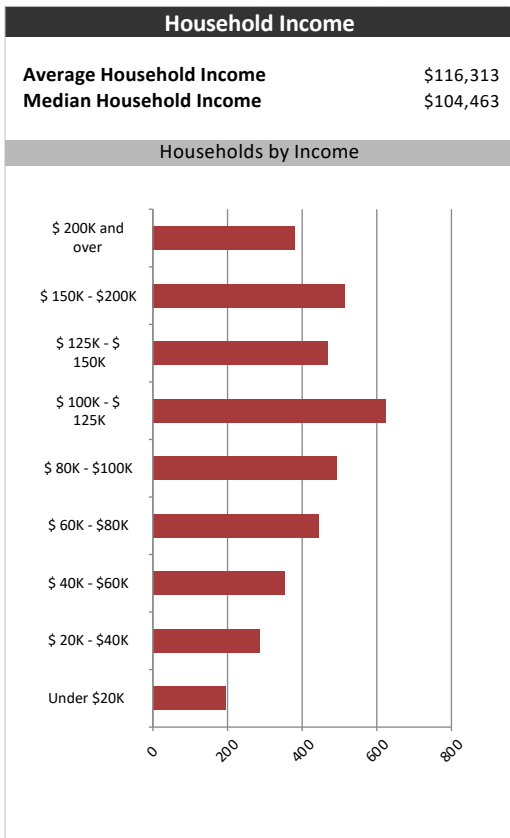
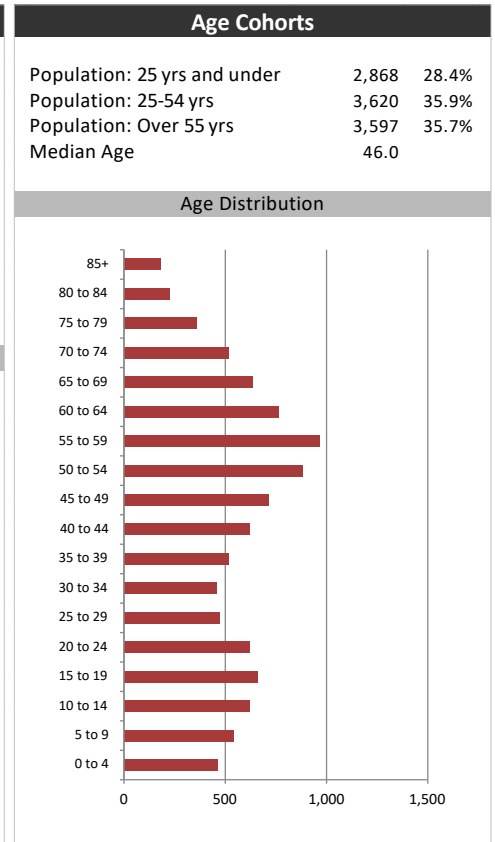
June 7, 2019

Market Information		
Average Household Spending / Yr		
Mortgage payments	\$	7,181
Cell Phone, Pager & Services	\$	1,278
Internet Access Services	\$	557
Home Renovations	\$	695
Retirement & pension fund payments	\$	1,933
Lotteries	\$	647
Health Insurance	\$	795
Household appliances	\$	916
Furnishings	\$	1,482
Computer hardware	\$	318
Auto/Truck Purchase	\$	10,564
Auto/Truck Rental or Lease	\$	295
Air Travel	\$	904

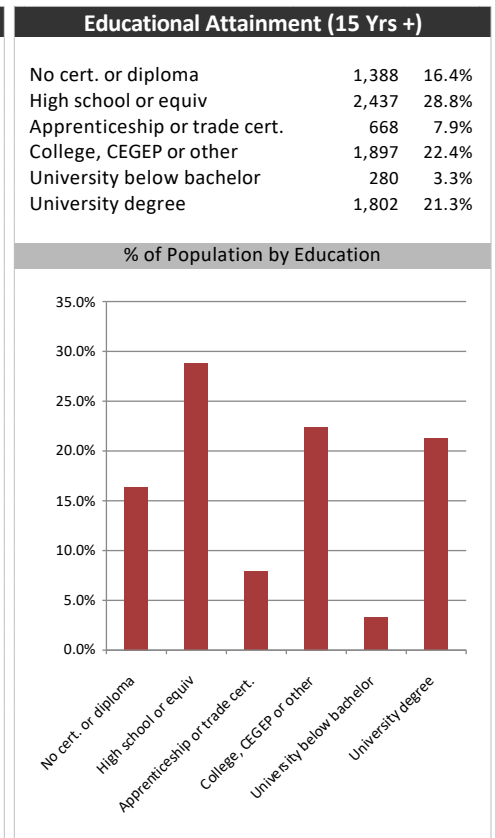
Age of Home Owners		
15 to 24 years	35	0.9%
25 to 34 years	301	8.1%
35 to 44 years	577	15.5%
45 to 54 years	809	21.7%
55 to 64 years	879	23.6%
65 to 74 years	616	16.5%
75 years or over	506	13.6%

Population & Household Summary	
Total Population	10,085
Population Growth 2013-2018	0.8%
Population Growth 2018-2023	2.8%
Total Households	3,723
Household Growth 2013-2018	2.0%
Household Growth 2018-2023	2.9%
% of Households with Children	46.6%
% of Households - Married w/ Kids	38.7%
% of Households - Single Parent	7.9%

% of Households by Household Size	
1 person	16.5%
2 persons	38.7%
3 persons	16.5%
4 persons	19.3%
5 or more persons	8.5%



Visible Minorities & Language	
Population by Visible Minority	
Chinese	0.1%
South Asian	0.4%
Black	0.7%
Filipino	0.1%
Latin American	0.5%
Southeast Asian	0.1%
Arab	0.1%
West Asian	0.0%
Korean	0.1%
Japanese	0.0%
Visible minority, n.i.e.	0.0%
Multiple visible minorities	0.0%
Population by Mother Tongue	
Single Responses	99.6%
English	89.2%
French	0.9%
Non-Official languages	9.5%
Multiple responses	0.4%



Dorchester Signpost

Distribution Map

Map

