

# Drayton Community News



## Summary Report

June 7, 2019

Market Information		
Average Household Spending / Yr		
Mortgage payments	\$	7,338
Cell Phone, Pager & Services	\$	1,383
Internet Access Services	\$	533
Home Renovations	\$	811
Retirement & pension fund payments	\$	1,400
Lotteries	\$	637
Health Insurance	\$	451
Household appliances	\$	734
Furnishings	\$	1,484
Computer hardware	\$	210
Auto/Truck Purchase	\$	8,883
Auto/Truck Rental or Lease	\$	161
Air Travel	\$	848

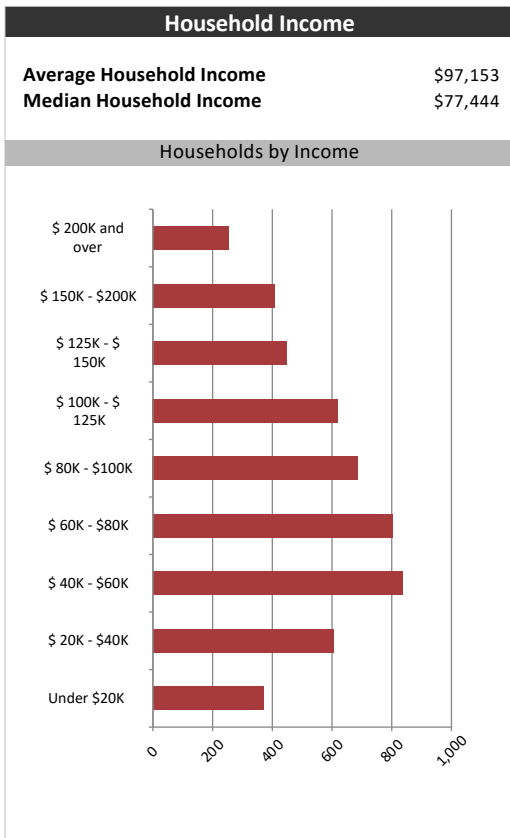
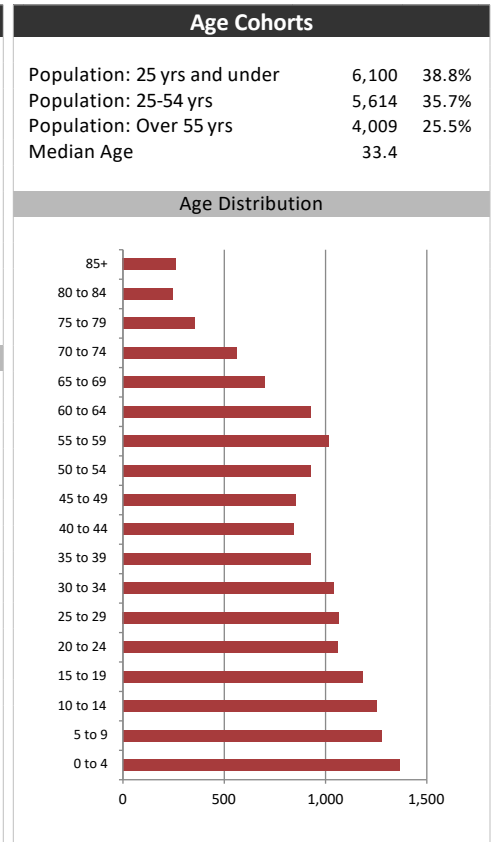
  

Age of Home Owners		
15 to 24 years	130	2.6%
25 to 34 years	855	17.1%
35 to 44 years	872	17.5%
45 to 54 years	951	19.1%
55 to 64 years	969	19.4%
65 to 74 years	699	14.0%
75 years or over	514	10.3%

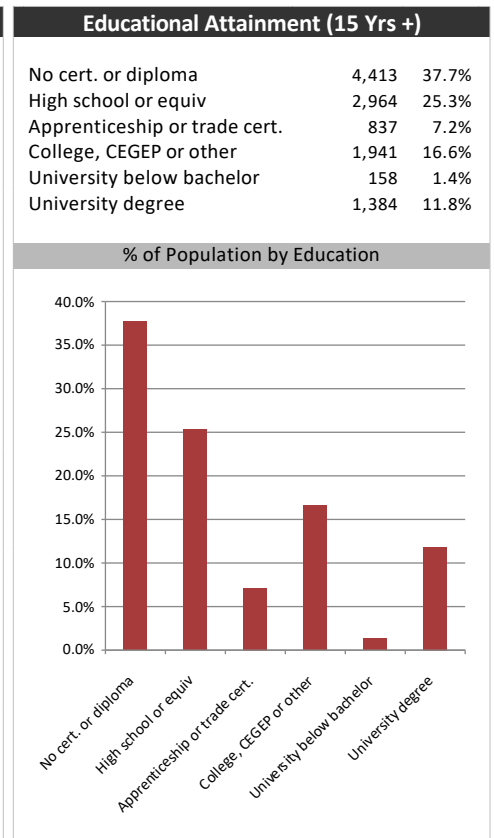
Population & Household Summary	
Total Population	15,724
Population Growth 2013-2018	3.5%
Population Growth 2018-2023	4.2%
Total Households	4,991
Household Growth 2013-2018	4.2%
Household Growth 2018-2023	4.5%
% of Households with Children	50.5%
% of Households - Married w/ Kids	44.5%
% of Households - Single Parent	6.0%

% of Households by Household Size	
1 person	16.5%
2 persons	34.5%
3 persons	14.0%
4 persons	15.0%
5 or more persons	20.0%



Visible Minorities & Language	
<b>Population by Visible Minority</b>	
Chinese	0.2%
South Asian	0.1%
Black	0.4%
Filipino	0.1%
Latin American	0.1%
Southeast Asian	0.0%
Arab	0.0%
West Asian	0.0%
Korean	0.2%
Japanese	0.0%
Visible minority, n.i.e.	0.4%
Multiple visible minorities	0.1%
<b>Population by Mother Tongue</b>	
Single Responses	99.1%
English	71.9%
French	0.6%
Non-Official languages	26.6%
Multiple responses	0.9%



# Drayton Community News



## Distribution Map

Map

