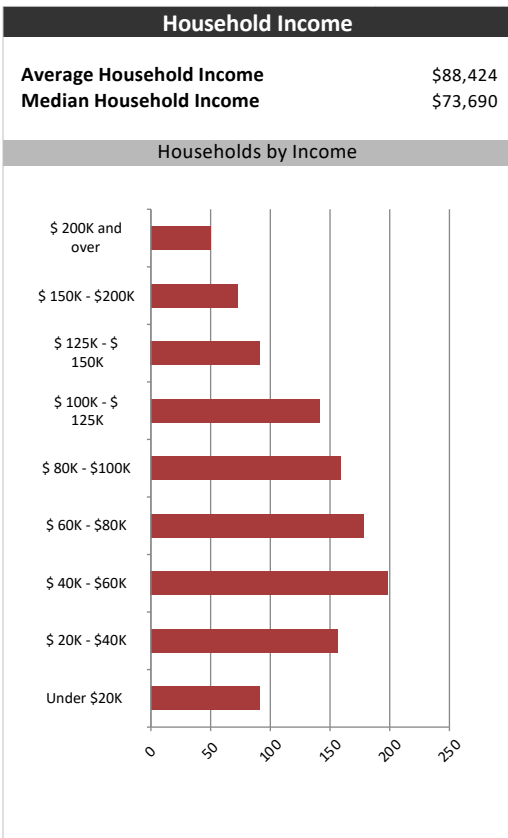
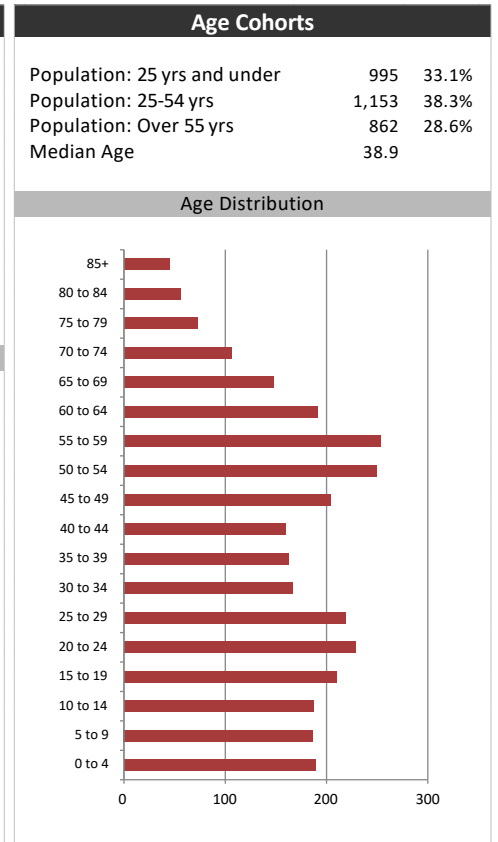


Market Information		
Average Household Spending / Yr		
Mortgage payments	\$	5,557
Cell Phone, Pager & Services	\$	1,188
Internet Access Services	\$	458
Home Renovations	\$	928
Retirement & pension fund payments	\$	1,341
Lotteries	\$	512
Health Insurance	\$	505
Household appliances	\$	525
Furnishings	\$	1,240
Computer hardware	\$	146
Auto/Truck Purchase	\$	9,486
Auto/Truck Rental or Lease	\$	111
Air Travel	\$	463

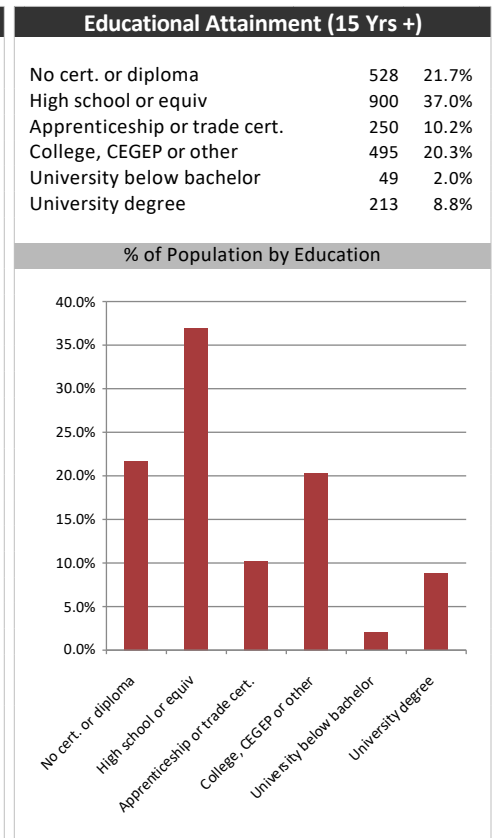
Age of Home Owners		
15 to 24 years	28	2.5%
25 to 34 years	155	13.8%
35 to 44 years	173	15.3%
45 to 54 years	260	23.1%
55 to 64 years	266	23.6%
65 to 74 years	131	11.6%
75 years or over	115	10.2%

Population & Household Summary	
Total Population	3,010
Population Growth 2013-2018	4.4%
Population Growth 2018-2023	1.8%
Total Households	1,127
Household Growth 2013-2018	5.2%
Household Growth 2018-2023	2.4%
% of Households with Children	48.2%
% of Households - Married w/ Kids	33.4%
% of Households - Single Parent	14.8%

% of Households by Household Size	
1 person	22.5%
2 persons	32.5%
3 persons	17.5%
4 persons	15.0%
5 or more persons	12.5%



Visible Minorities & Language	
Population by Visible Minority	
Chinese	0.0%
South Asian	0.3%
Black	0.7%
Filipino	0.3%
Latin American	0.2%
Southeast Asian	0.0%
Arab	0.1%
West Asian	0.1%
Korean	0.0%
Japanese	0.0%
Visible minority, n.i.e.	0.0%
Multiple visible minorities	0.0%
Population by Mother Tongue	
Single Responses	99.6%
English	89.2%
French	0.6%
Non-Official languages	9.9%
Multiple responses	0.4%



Dundalk Herald



Distribution Map

