

East York-Beach Neighbourhood Voice

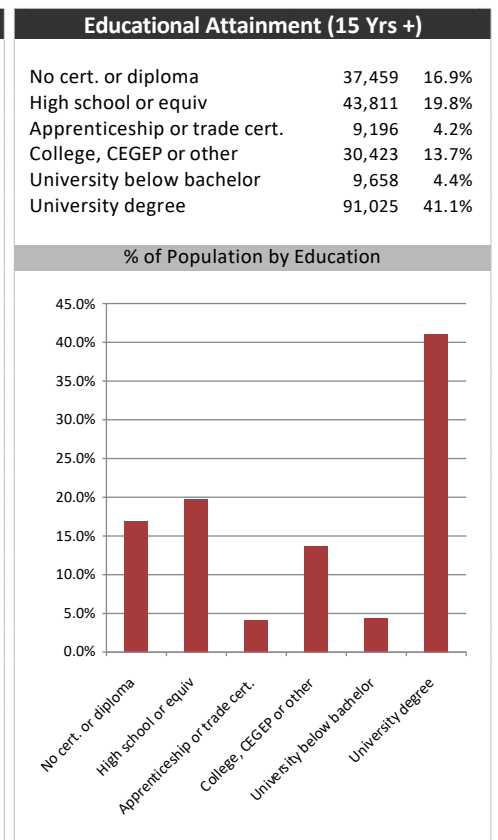

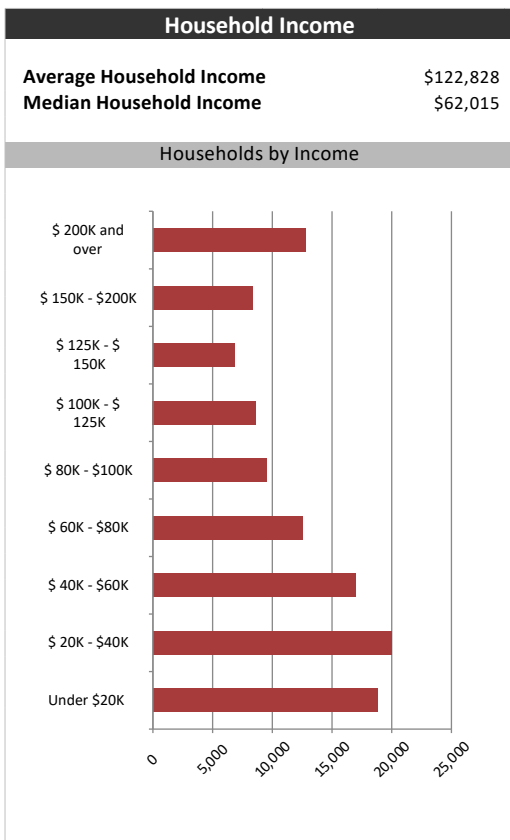
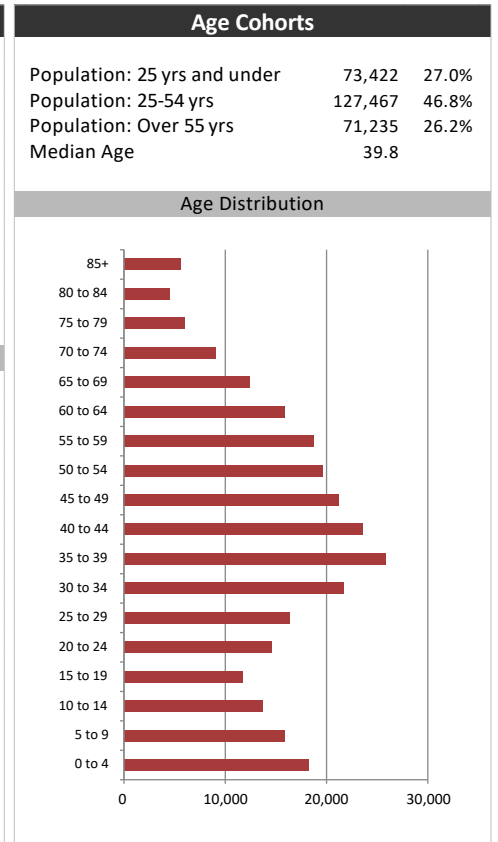
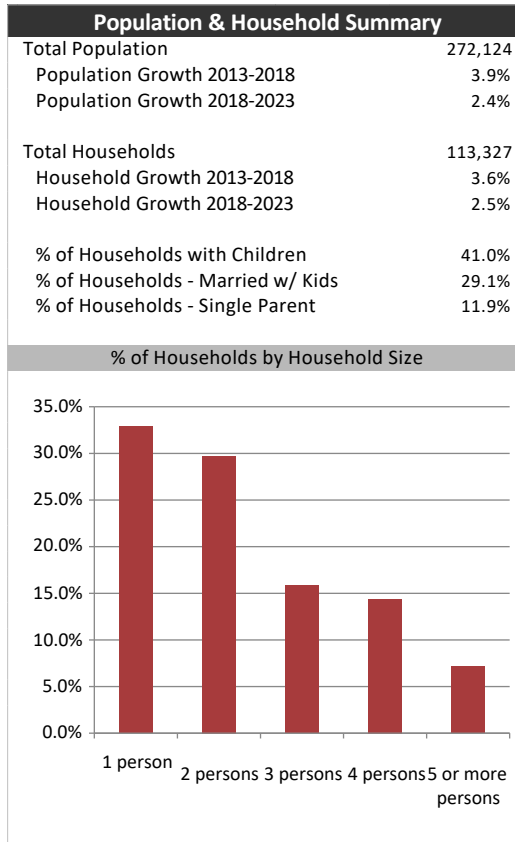


Summary Report

June 7, 2019

Market Information		
Average Household Spending / Yr		
Mortgage payments	\$	7,009
Cell Phone, Pager & Services	\$	1,466
Internet Access Services	\$	597
Home Renovations	\$	1,394
Retirement & pension fund payments	\$	2,167
Lotteries	\$	829
Health Insurance	\$	580
Household appliances	\$	611
Furnishings	\$	2,108
Computer hardware	\$	311
Auto/Truck Purchase	\$	4,869
Auto/Truck Rental or Lease	\$	347
Air Travel	\$	2,485

Age of Home Owners		
15 to 24 years	1,807	1.6%
25 to 34 years	15,970	14.1%
35 to 44 years	26,265	23.2%
45 to 54 years	24,267	21.4%
55 to 64 years	21,555	19.0%
65 to 74 years	13,672	12.1%
75 years or over	9,791	8.6%



East York-Beach Neighbourhood Voice



Distribution Map

Map

