

Essex Free Press



Summary Report

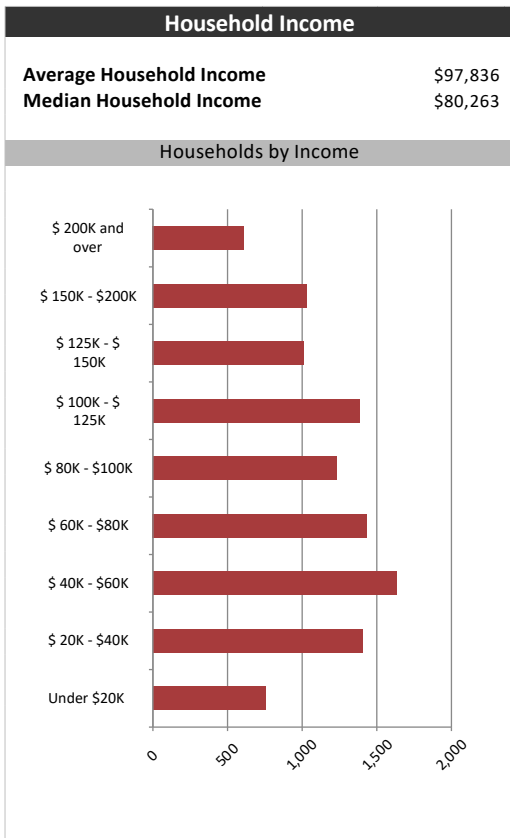
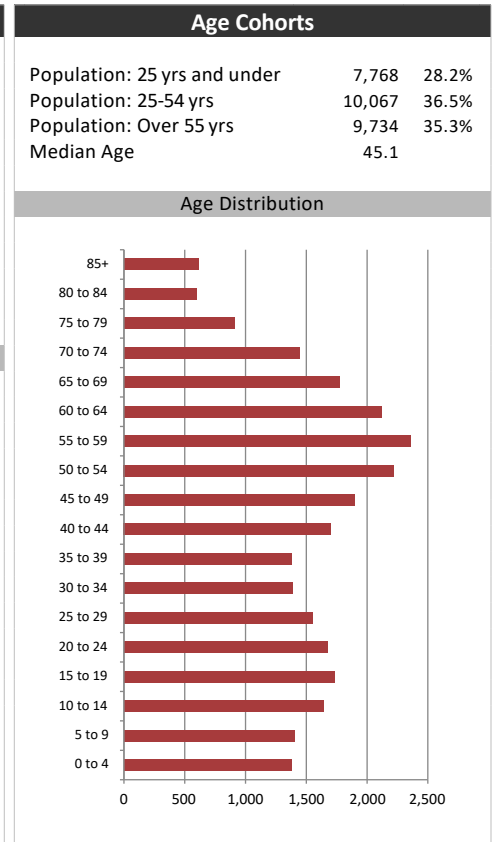
June 7, 2019

Market Information		
Average Household Spending / Yr		
Mortgage payments	\$	6,049
Cell Phone, Pager & Services	\$	1,328
Internet Access Services	\$	525
Home Renovations	\$	935
Retirement & pension fund payments	\$	1,514
Lotteries	\$	1,105
Health Insurance	\$	358
Household appliances	\$	640
Furnishings	\$	882
Computer hardware	\$	271
Auto/Truck Purchase	\$	7,867
Auto/Truck Rental or Lease	\$	124
Air Travel	\$	952

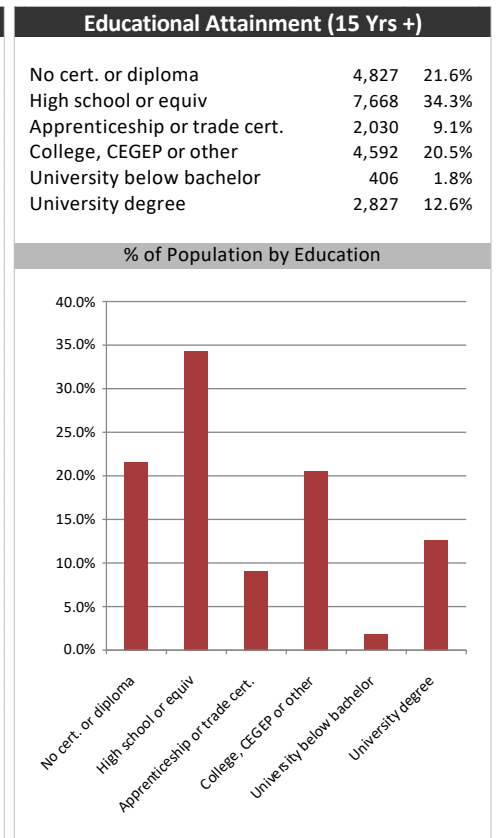
Age of Home Owners		
15 to 24 years	127	1.2%
25 to 34 years	1,084	10.4%
35 to 44 years	1,509	14.5%
45 to 54 years	2,167	20.8%
55 to 64 years	2,505	24.1%
65 to 74 years	1,835	17.6%
75 years or over	1,183	11.4%

Population & Household Summary	
Total Population	27,569
Population Growth 2013-2018	1.5%
Population Growth 2018-2023	0.9%
Total Households	10,409
Household Growth 2013-2018	2.2%
Household Growth 2018-2023	1.5%
% of Households with Children	43.8%
% of Households - Married w/ Kids	34.5%
% of Households - Single Parent	9.2%

% of Households by Household Size	
1 person	22.0%
2 persons	37.0%
3 persons	15.0%
4 persons	15.0%
5 or more persons	9.0%



Visible Minorities & Language	
Population by Visible Minority	
Chinese	0.3%
South Asian	0.2%
Black	0.2%
Filipino	0.4%
Latin American	0.3%
Southeast Asian	0.1%
Arab	0.1%
West Asian	0.0%
Korean	0.0%
Japanese	0.0%
Visible minority, n.i.e.	0.0%
Multiple visible minorities	0.1%
Population by Mother Tongue	
Single Responses	99.0%
English	88.3%
French	3.6%
Non-Official languages	7.1%
Multiple responses	1.0%



Essex Free Press

Distribution Map

Map

