

Etobicoke Guardian



Summary Report

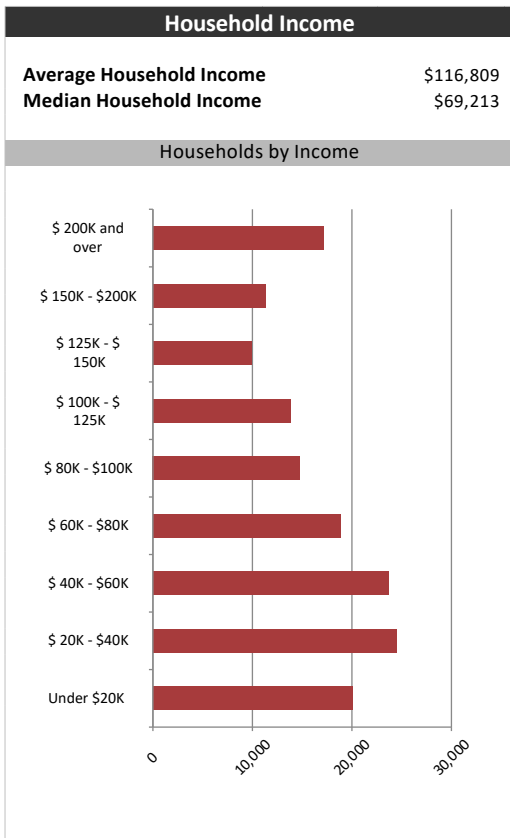
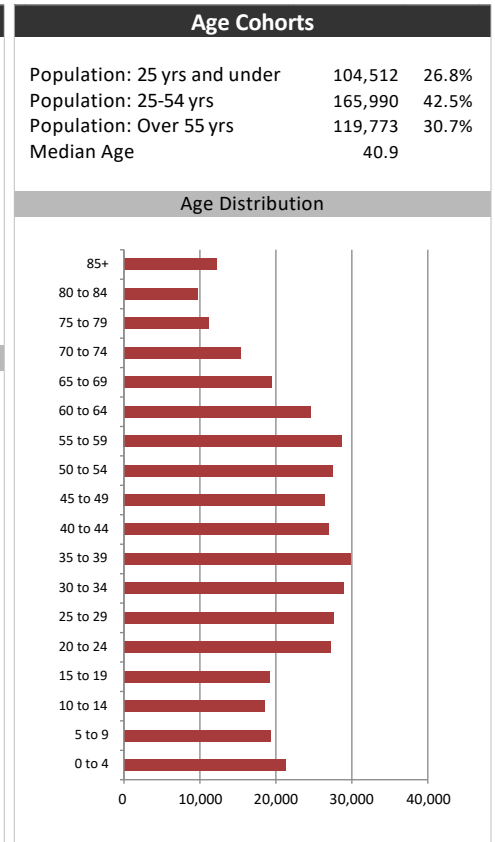
June 7, 2019

Market Information		
Average Household Spending / Yr		
Mortgage payments	\$	6,669
Cell Phone, Pager & Services	\$	1,461
Internet Access Services	\$	567
Home Renovations	\$	1,639
Retirement & pension fund payments	\$	1,603
Lotteries	\$	1,008
Health Insurance	\$	582
Household appliances	\$	562
Furnishings	\$	1,857
Computer hardware	\$	296
Auto/Truck Purchase	\$	5,606
Auto/Truck Rental or Lease	\$	317
Air Travel	\$	2,424

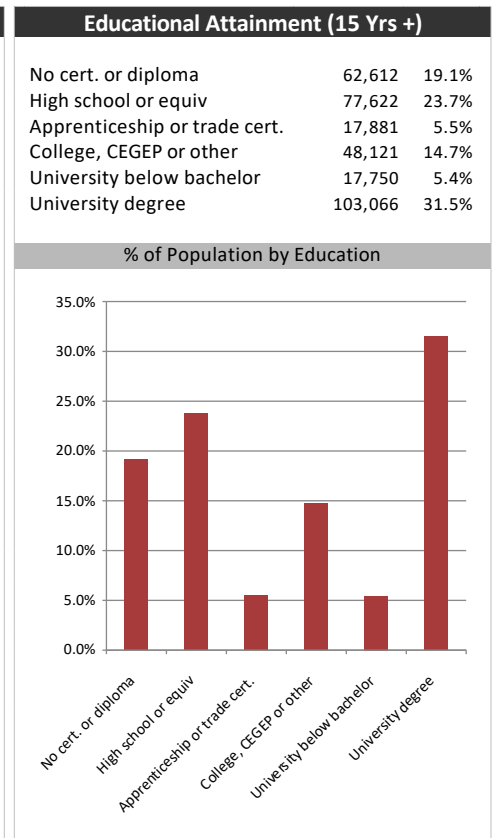
Age of Home Owners		
15 to 24 years	2,782	1.8%
25 to 34 years	20,657	13.5%
35 to 44 years	28,916	18.9%
45 to 54 years	30,176	19.7%
55 to 64 years	30,554	20.0%
65 to 74 years	20,549	13.4%
75 years or over	19,199	12.6%

Population & Household Summary	
Total Population	390,275
Population Growth 2013-2018	5.7%
Population Growth 2018-2023	4.3%
Total Households	152,833
Household Growth 2013-2018	7.3%
Household Growth 2018-2023	5.0%
% of Households with Children	44.4%
% of Households - Married w/ Kids	30.4%
% of Households - Single Parent	14.0%

% of Households by Household Size	
1 person	28.8%
2 persons	30.1%
3 persons	16.5%
4 persons	14.6%
5 or more persons	9.9%



Visible Minorities & Language	
Population by Visible Minority	
Chinese	2.5%
South Asian	13.5%
Black	10.7%
Filipino	3.0%
Latin American	2.9%
Southeast Asian	1.2%
Arab	1.3%
West Asian	1.2%
Korean	1.5%
Japanese	0.4%
Visible minority, n.i.e.	1.8%
Multiple visible minorities	1.1%
Population by Mother Tongue	
Single Responses	97.0%
English	51.7%
French	1.2%
Non-Official languages	44.1%
Multiple responses	3.0%



Etobicoke Guardian



Distribution Map

Map

