

Exeter Lakeshore Times-Advance



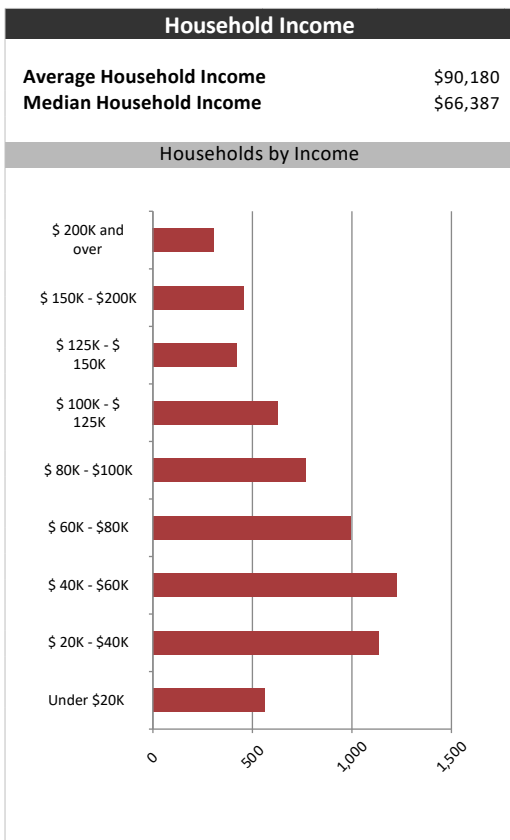
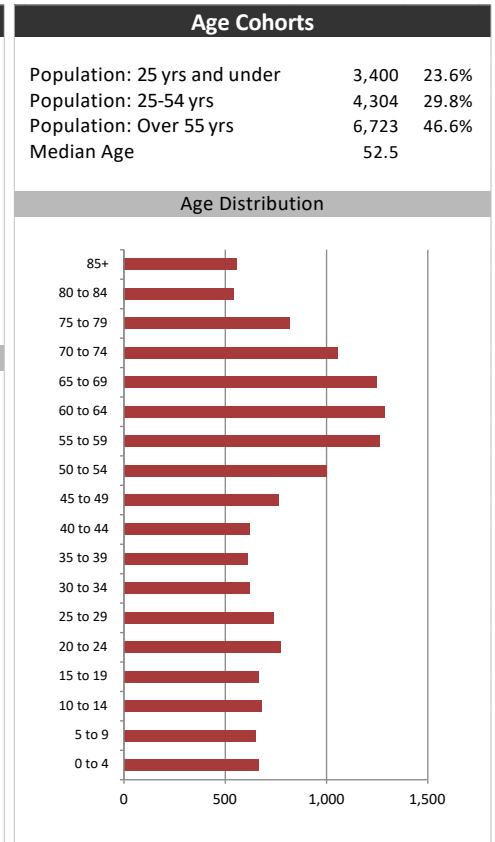
Summary Report

June 7, 2019

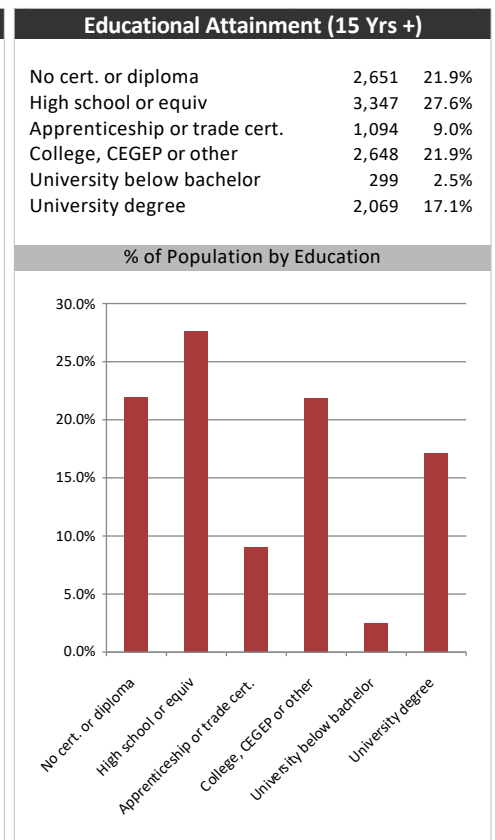
| Market Information | | |
|------------------------------------|-------|-------|
| Average Household Spending / Yr | | |
| Mortgage payments | \$ | 4,282 |
| Cell Phone, Pager & Services | \$ | 989 |
| Internet Access Services | \$ | 450 |
| Home Renovations | \$ | 686 |
| Retirement & pension fund payments | \$ | 1,322 |
| Lotteries | \$ | 686 |
| Health Insurance | \$ | 515 |
| Household appliances | \$ | 497 |
| Furnishings | \$ | 1,182 |
| Computer hardware | \$ | 180 |
| Auto/Truck Purchase | \$ | 8,132 |
| Auto/Truck Rental or Lease | \$ | 150 |
| Air Travel | \$ | 740 |
| Age of Home Owners | | |
| 15 to 24 years | 125 | 1.9% |
| 25 to 34 years | 609 | 9.5% |
| 35 to 44 years | 664 | 10.3% |
| 45 to 54 years | 994 | 15.5% |
| 55 to 64 years | 1,470 | 22.9% |
| 65 to 74 years | 1,337 | 20.8% |
| 75 years or over | 1,230 | 19.1% |

| Population & Household Summary | |
|-----------------------------------|--------|
| Total Population | 14,427 |
| Population Growth 2013-2018 | -1.2% |
| Population Growth 2018-2023 | -1.2% |
| Total Households | 6,428 |
| Household Growth 2013-2018 | 1.4% |
| Household Growth 2018-2023 | -1.1% |
| % of Households with Children | 29.6% |
| % of Households - Married w/ Kids | 22.1% |
| % of Households - Single Parent | 7.5% |
| % of Households by Household Size | |

| Household Size | % of Households |
|-------------------|-----------------|
| 1 person | 30.0% |
| 2 persons | 43.0% |
| 3 persons | 10.0% |
| 4 persons | 10.0% |
| 5 or more persons | 5.0% |



| Visible Minorities & Language | |
|--------------------------------|-------|
| Population by Visible Minority | |
| Chinese | 0.1% |
| South Asian | 0.0% |
| Black | 0.1% |
| Filipino | 0.2% |
| Latin American | 0.3% |
| Southeast Asian | 0.2% |
| Arab | 0.0% |
| West Asian | 0.0% |
| Korean | 0.0% |
| Japanese | 0.0% |
| Visible minority, n.i.e. | 0.1% |
| Multiple visible minorities | 0.0% |
| Population by Mother Tongue | |
| Single Responses | 99.6% |
| English | 92.3% |
| French | 1.0% |
| Non-Official languages | 6.3% |
| Multiple responses | 0.4% |



Exeter Lakeshore Times-Advance



Distribution Map

Map

