

Exeter Lakeshore Weekender Times-Advance



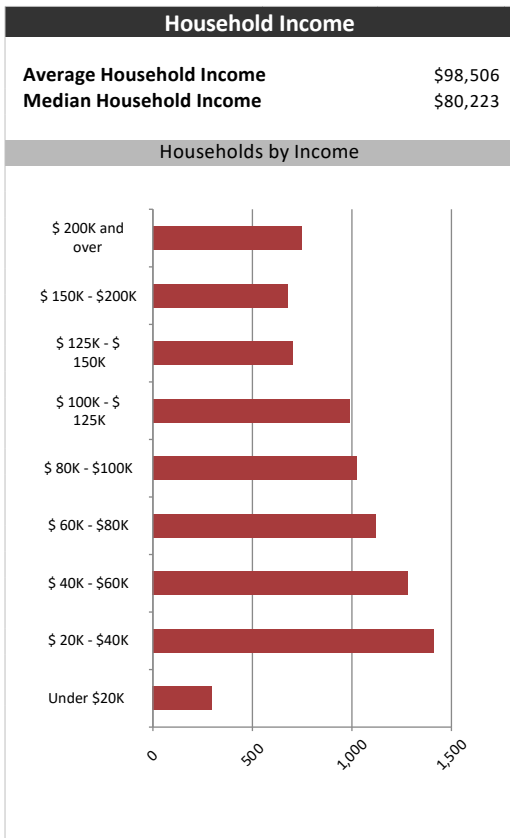
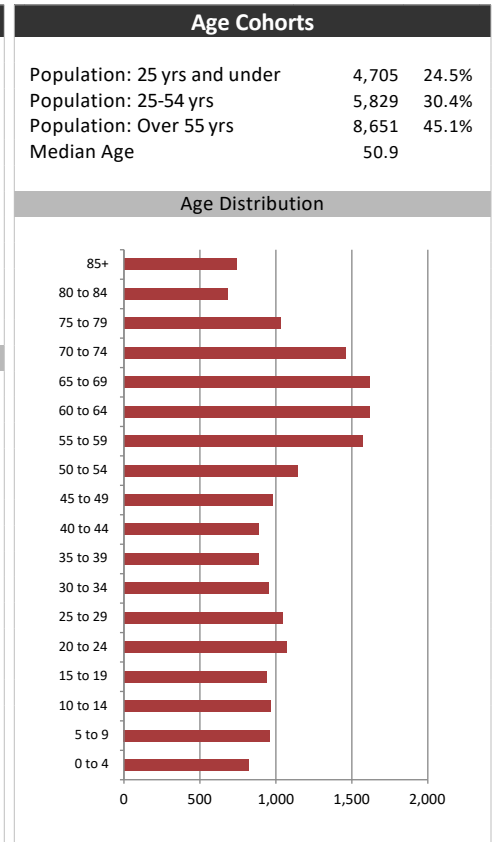
Summary Report

March 12, 2021

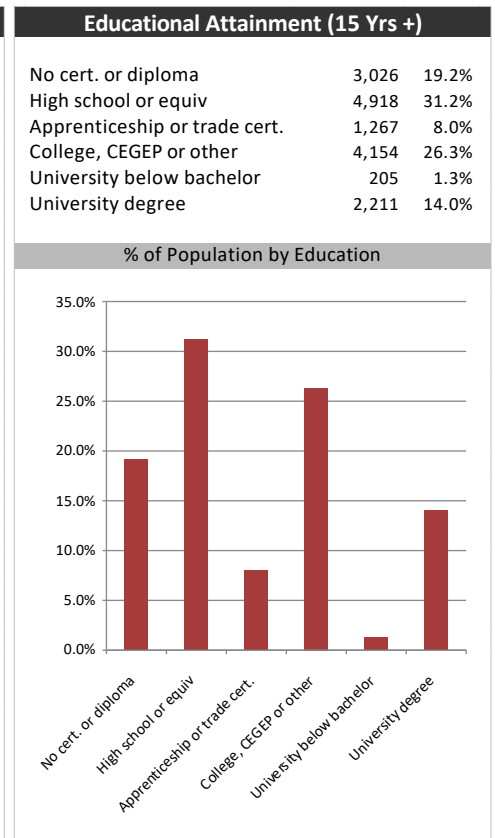
Market Information		
Average Household Spending / Yr		
Mortgage payments	\$	3,951
Cell Phone, Pager & Services	\$	1,114
Internet Access Services	\$	492
Home Renovations	\$	1,196
Retirement & pension fund payments	\$	1,390
Lotteries	\$	754
Health Insurance	\$	619
Household appliances	\$	589
Furnishings	\$	1,479
Computer hardware	\$	214
Auto/Truck Purchase	\$	8,496
Auto/Truck Rental or Lease	\$	146
Air Travel	\$	315
Age of Home Owners		
15 to 24 years	161	2.0%
25 to 34 years	847	10.3%
35 to 44 years	967	11.8%
45 to 54 years	1,162	14.2%
55 to 64 years	1,784	21.8%
65 to 74 years	1,775	21.7%
75 years or over	1,489	18.2%

Population & Household Summary	
Total Population	19,185
Population Growth 2015-2020	4.7%
Population Growth 2020-2025	2.1%
Total Households	8,184
Household Growth 2015-2020	5.2%
Household Growth 2020-2025	2.0%
% of Households with Children	31.0%
% of Households - Married w/ Kids	23.7%
% of Households - Single Parent	7.2%
% of Households by Household Size	

Household Size	% of Households
1 person	~29.0%
2 persons	~42.0%
3 persons	~11.0%
4 persons	~11.0%
5 or more persons	~6.0%



Visible Minorities & Language	
Population by Visible Minority	
Chinese	0.4%
South Asian	0.3%
Black	0.2%
Filipino	0.2%
Latin American	0.3%
Southeast Asian	0.5%
Arab	0.0%
West Asian	0.0%
Korean	0.1%
Japanese	0.1%
Visible minority, n.i.e.	0.1%
Multiple visible minorities	0.1%
Population by Mother Tongue	
Single Responses	99.5%
English	93.1%
French	0.7%
Non-Official languages	5.7%
Multiple responses	0.5%



Exeter Lakeshore Weekender Times-Advance



Distribution Map

