

Flesherton Advance



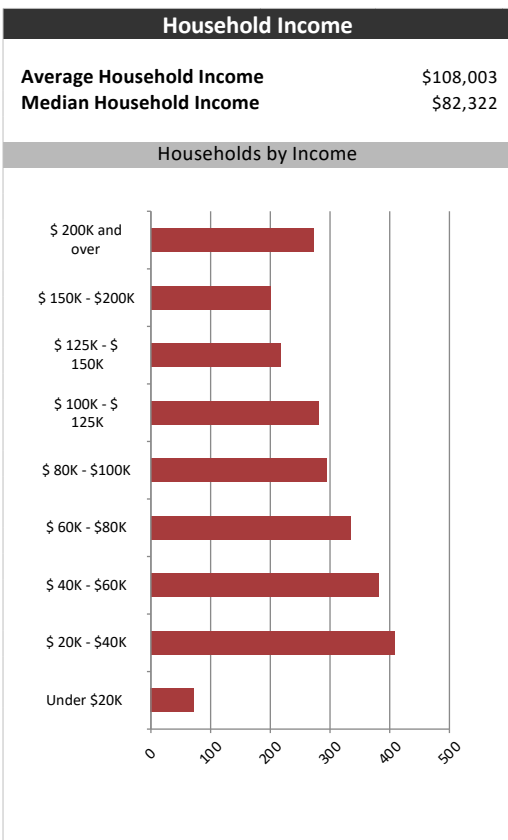
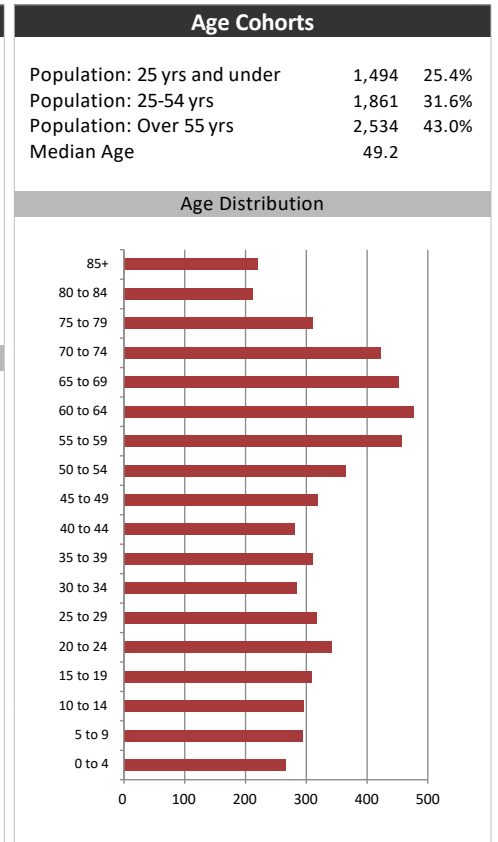
Summary Report

March 15, 2021

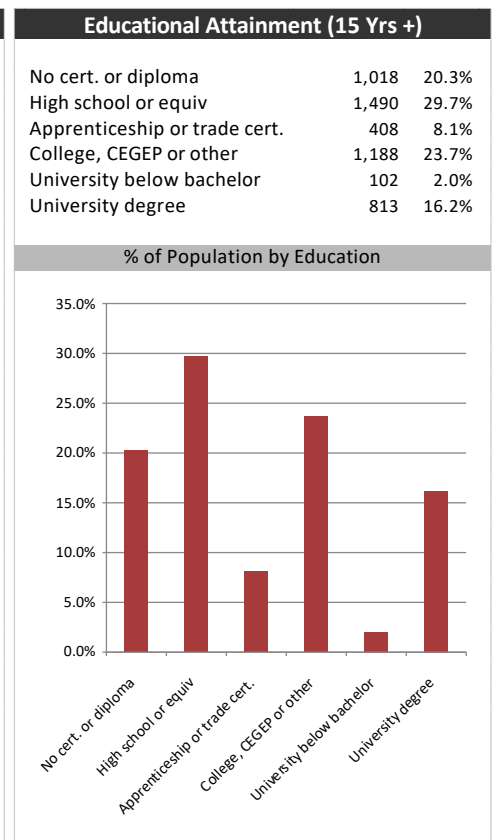
Market Information		
Average Household Spending / Yr		
Mortgage payments	\$	4,315
Cell Phone, Pager & Services	\$	1,199
Internet Access Services	\$	514
Home Renovations	\$	1,129
Retirement & pension fund payments	\$	1,483
Lotteries	\$	741
Health Insurance	\$	742
Household appliances	\$	601
Furnishings	\$	1,669
Computer hardware	\$	187
Auto/Truck Purchase	\$	10,086
Auto/Truck Rental or Lease	\$	118
Air Travel	\$	254
Age of Home Owners		
15 to 24 years	57	2.3%
25 to 34 years	199	8.2%
35 to 44 years	310	12.7%
45 to 54 years	363	14.9%
55 to 64 years	547	22.4%
65 to 74 years	497	20.4%
75 years or over	465	19.1%

Population & Household Summary	
Total Population	5,889
Population Growth 2015-2020	6.4%
Population Growth 2020-2025	7.1%
Total Households	2,438
Household Growth 2015-2020	3.8%
Household Growth 2020-2025	6.4%
% of Households with Children	33.9%
% of Households - Married w/ Kids	25.0%
% of Households - Single Parent	8.8%
% of Households by Household Size	

Household Size	% of Households
1 person	27.0%
2 persons	42.0%
3 persons	12.5%
4 persons	11.0%
5 or more persons	7.0%



Visible Minorities & Language	
Population by Visible Minority	
Chinese	0.0%
South Asian	0.3%
Black	0.1%
Filipino	0.2%
Latin American	0.0%
Southeast Asian	0.0%
Arab	0.3%
West Asian	0.0%
Korean	0.0%
Japanese	0.1%
Visible minority, n.i.e.	0.0%
Multiple visible minorities	0.0%
Population by Mother Tongue	
Single Responses	99.4%
English	89.0%
French	1.0%
Non-Official languages	9.3%
Multiple responses	0.6%



Flesherton Advance



Distribution Map

Map

