

Fort Frances Times



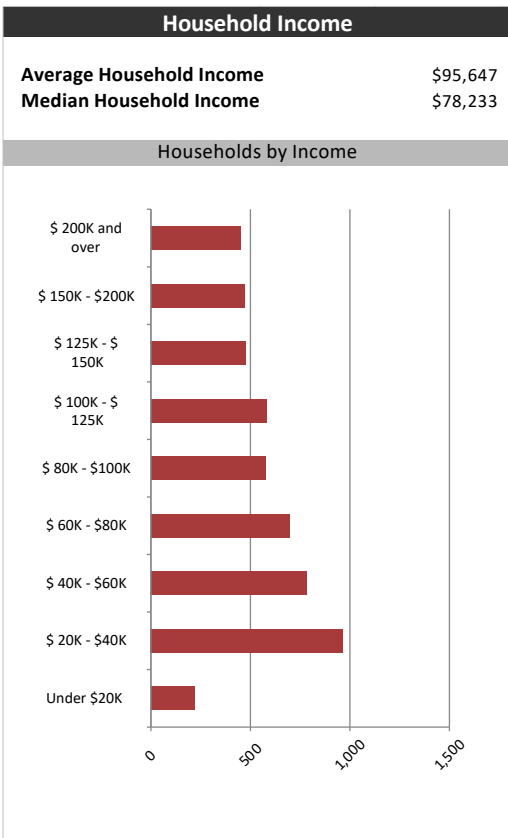
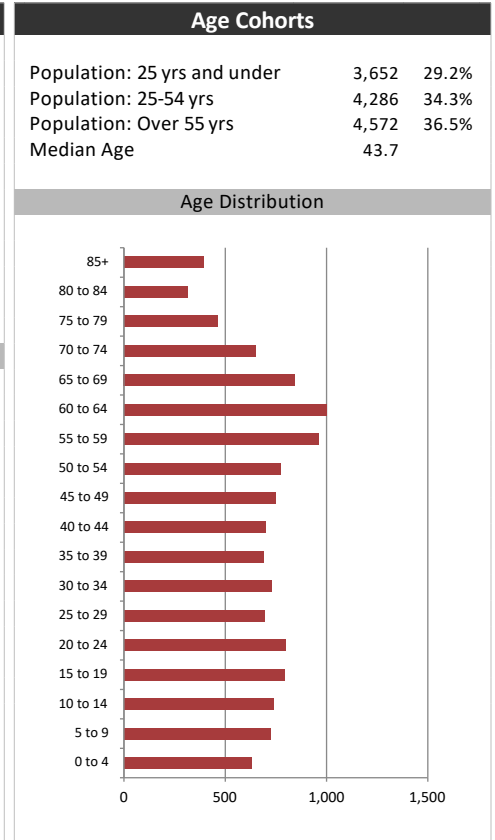
Summary Report

March 15, 2021

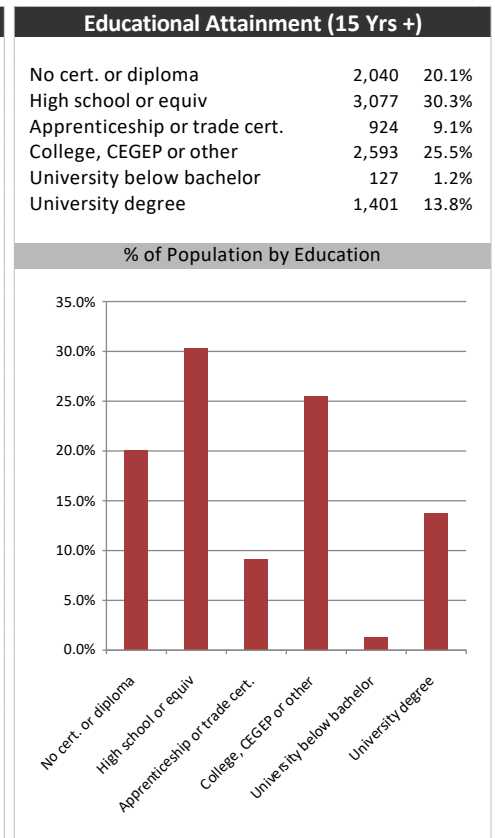
Market Information		
Average Household Spending / Yr		
Mortgage payments	\$	3,398
Cell Phone, Pager & Services	\$	1,207
Internet Access Services	\$	516
Home Renovations	\$	1,542
Retirement & pension fund payments	\$	1,743
Lotteries	\$	911
Health Insurance	\$	588
Household appliances	\$	495
Furnishings	\$	1,294
Computer hardware	\$	133
Auto/Truck Purchase	\$	8,432
Auto/Truck Rental or Lease	\$	80
Air Travel	\$	329
Age of Home Owners		
15 to 24 years	187	3.6%
25 to 34 years	652	12.7%
35 to 44 years	754	14.6%
45 to 54 years	789	15.3%
55 to 64 years	1,111	21.6%
65 to 74 years	912	17.7%
75 years or over	746	14.5%

Population & Household Summary	
Total Population	12,510
Population Growth 2015-2020	0.3%
Population Growth 2020-2025	1.5%
Total Households	5,151
Household Growth 2015-2020	-0.9%
Household Growth 2020-2025	1.0%
% of Households with Children	37.6%
% of Households - Married w/ Kids	26.5%
% of Households - Single Parent	11.1%
% of Households by Household Size	

Household Size	Percentage
1 person	31.2%
2 persons	35.5%
3 persons	14.3%
4 persons	10.5%
5 or more persons	8.5%



Visible Minorities & Language	
Population by Visible Minority	
Chinese	0.1%
South Asian	0.1%
Black	0.5%
Filipino	0.3%
Latin American	0.3%
Southeast Asian	0.2%
Arab	0.0%
West Asian	0.0%
Korean	0.0%
Japanese	0.1%
Visible minority, n.i.e.	0.0%
Multiple visible minorities	0.1%
Population by Mother Tongue	
Single Responses	99.4%
English	93.3%
French	1.2%
Non-Official languages	4.9%
Multiple responses	0.6%



Fort Frances Times

Map

