

Market Information		
Average Household Spending / Yr		
Mortgage payments	\$	5,059
Cell Phone, Pager & Services	\$	1,050
Internet Access Services	\$	542
Home Renovations	\$	1,107
Retirement & pension fund payments	\$	2,426
Lotteries	\$	1,106
Health Insurance	\$	831
Household appliances	\$	873
Furnishings	\$	1,809
Computer hardware	\$	231
Auto/Truck Purchase	\$	9,113
Auto/Truck Rental or Lease	\$	182
Air Travel	\$	311

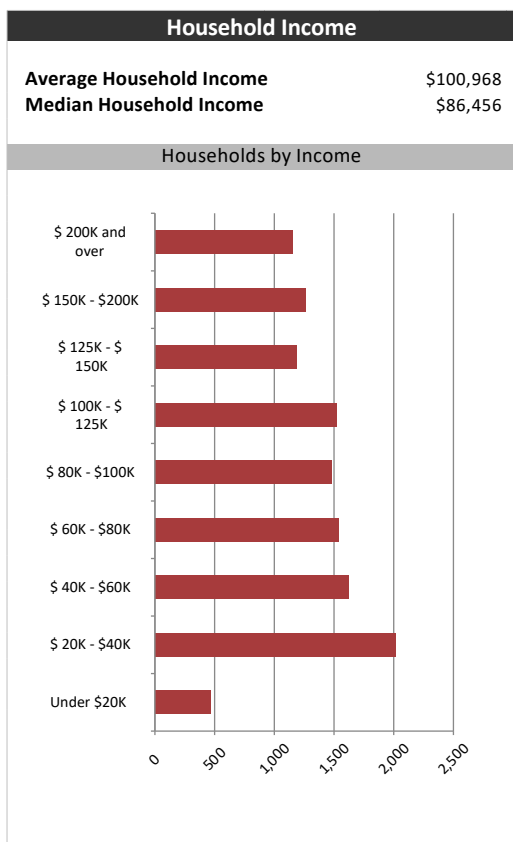
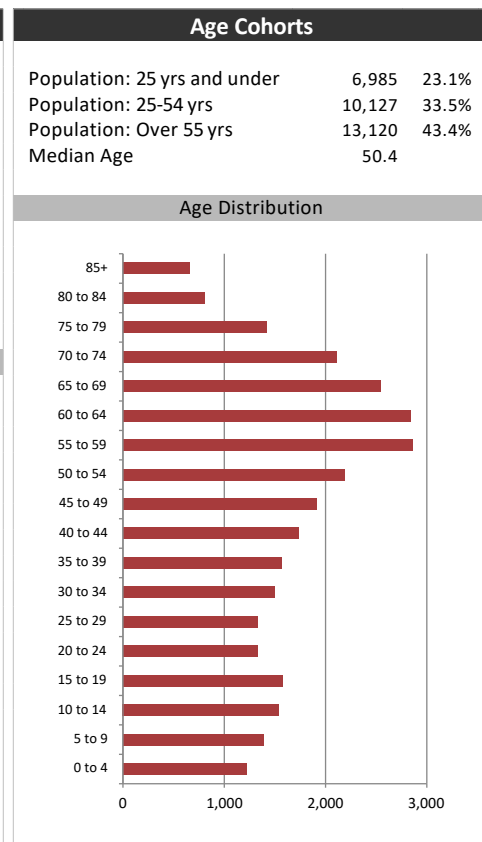
  

Age of Home Owners		
15 to 24 years	122	1.0%
25 to 34 years	1,001	8.2%
35 to 44 years	1,538	12.7%
45 to 54 years	2,086	17.2%
55 to 64 years	3,003	24.7%
65 to 74 years	2,654	21.9%
75 years or over	1,734	14.3%

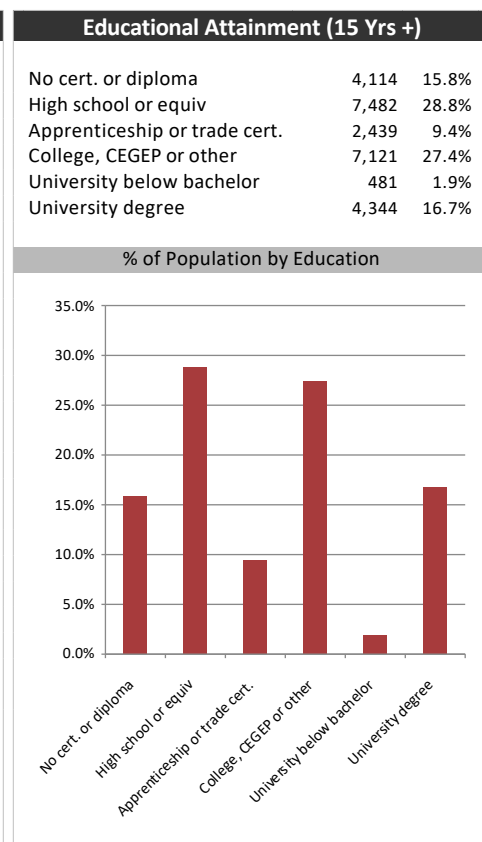
Population & Household Summary	
Total Population	30,232
Population Growth 2015-2020	5.5%
Population Growth 2020-2025	5.2%
Total Households	12,138
Household Growth 2015-2020	4.2%
Household Growth 2020-2025	4.7%
% of Households with Children	36.9%
% of Households - Married w/ Kids	29.1%
% of Households - Single Parent	7.8%

% of Households by Household Size	
1 person	20.0%
2 persons	45.0%
3 persons	15.0%
4 persons	13.0%
5 or more persons	7.0%



Visible Minorities & Language	
<b>Population by Visible Minority</b>	
Chinese	0.1%
South Asian	0.4%
Black	0.4%
Filipino	0.1%
Latin American	0.0%
Southeast Asian	0.1%
Arab	0.0%
West Asian	0.0%
Korean	0.0%
Japanese	0.1%
Visible minority, n.i.e.	0.1%
Multiple visible minorities	0.0%
<b>Population by Mother Tongue</b>	
Single Responses	99.6%
English	94.1%
French	2.2%
Non-Official languages	3.3%
Multiple responses	0.4%



# Frontenac News



## Distribution Map

Map

