

Gananoque Reporter



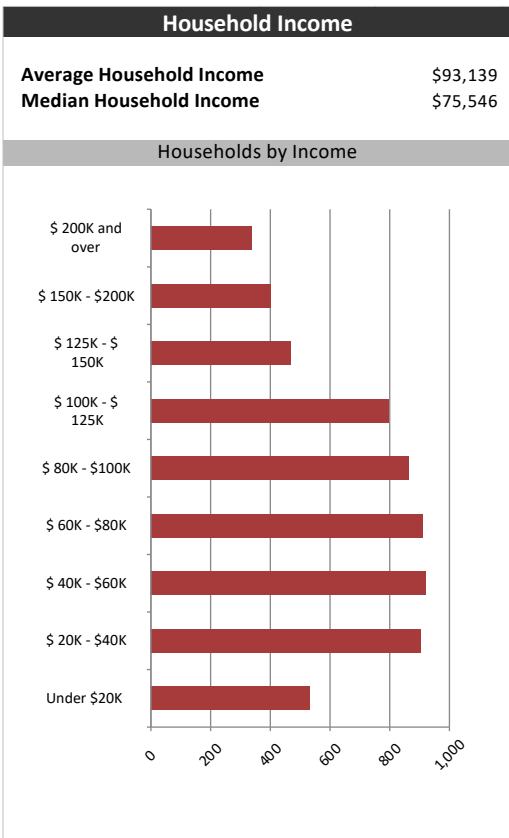
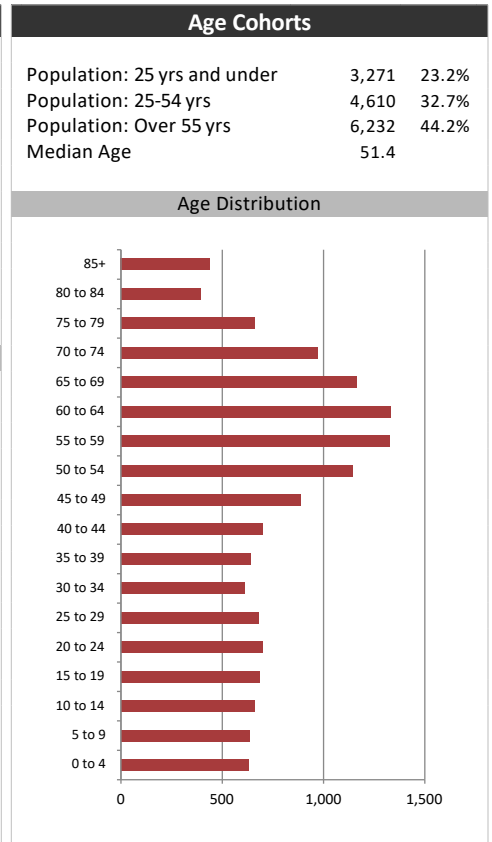
Summary Report

June 7, 2019

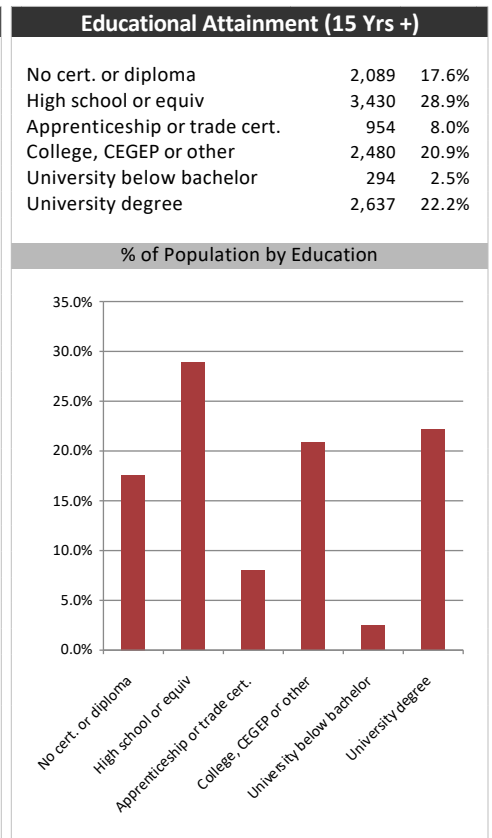
Market Information		
Average Household Spending / Yr		
Mortgage payments	\$	5,979
Cell Phone, Pager & Services	\$	1,102
Internet Access Services	\$	523
Home Renovations	\$	1,503
Retirement & pension fund payments	\$	1,800
Lotteries	\$	900
Health Insurance	\$	863
Household appliances	\$	645
Furnishings	\$	1,454
Computer hardware	\$	169
Auto/Truck Purchase	\$	8,418
Auto/Truck Rental or Lease	\$	137
Air Travel	\$	1,164
Age of Home Owners		
15 to 24 years	114	1.9%
25 to 34 years	490	8.0%
35 to 44 years	686	11.3%
45 to 54 years	1,169	19.2%
55 to 64 years	1,543	25.4%
65 to 74 years	1,254	20.6%
75 years or over	828	13.6%

Population & Household Summary	
Total Population	14,112
Population Growth 2013-2018	-1.0%
Population Growth 2018-2023	-1.0%
Total Households	6,084
Household Growth 2013-2018	1.4%
Household Growth 2018-2023	-0.9%
% of Households with Children	33.9%
% of Households - Married w/ Kids	24.2%
% of Households - Single Parent	9.7%
% of Households by Household Size	

Household Size	% of Households
1 person	25.5%
2 persons	44.0%
3 persons	14.0%
4 persons	10.0%
5 or more persons	5.0%



Visible Minorities & Language	
Population by Visible Minority	
Chinese	0.1%
South Asian	0.2%
Black	0.5%
Filipino	0.2%
Latin American	0.1%
Southeast Asian	0.1%
Arab	0.0%
West Asian	0.1%
Korean	0.2%
Japanese	0.0%
Visible minority, n.i.e.	0.0%
Multiple visible minorities	0.0%
Population by Mother Tongue	
Single Responses	99.6%
English	94.2%
French	2.7%
Non-Official languages	2.7%
Multiple responses	0.4%



Gananoque Reporter



Distribution Map

Map

