

# Georgetown/Acton Independent & Free Press



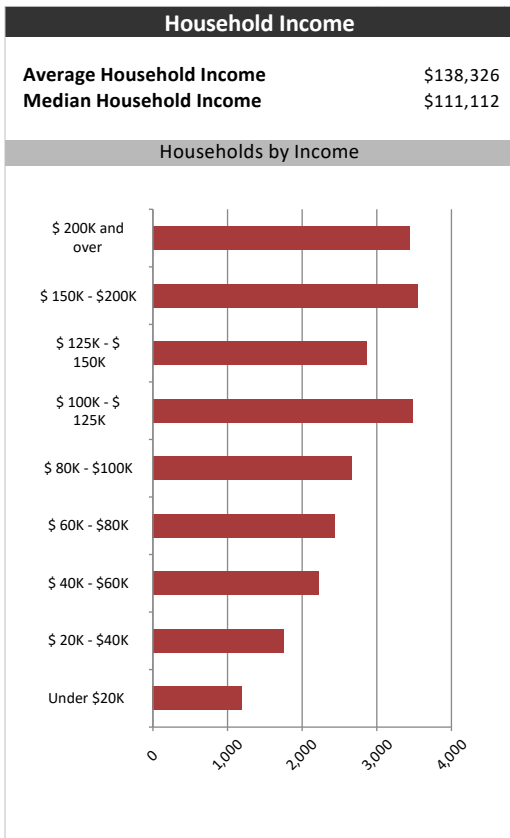
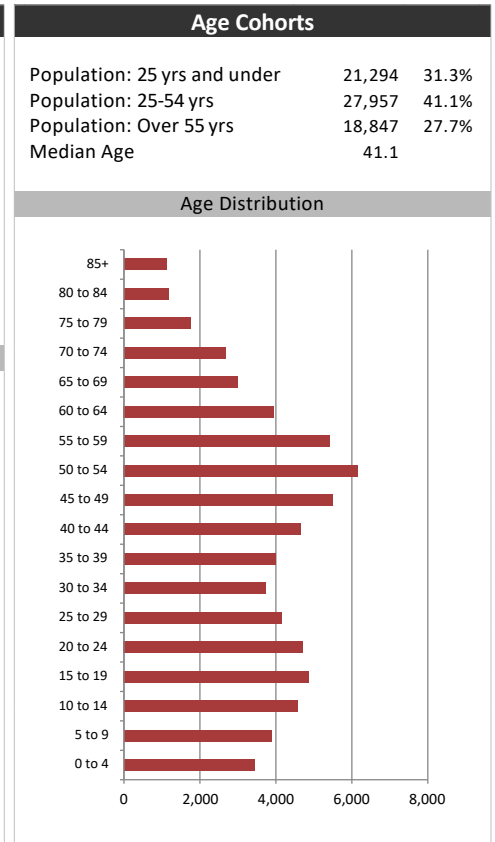
## Summary Report

June 7, 2019

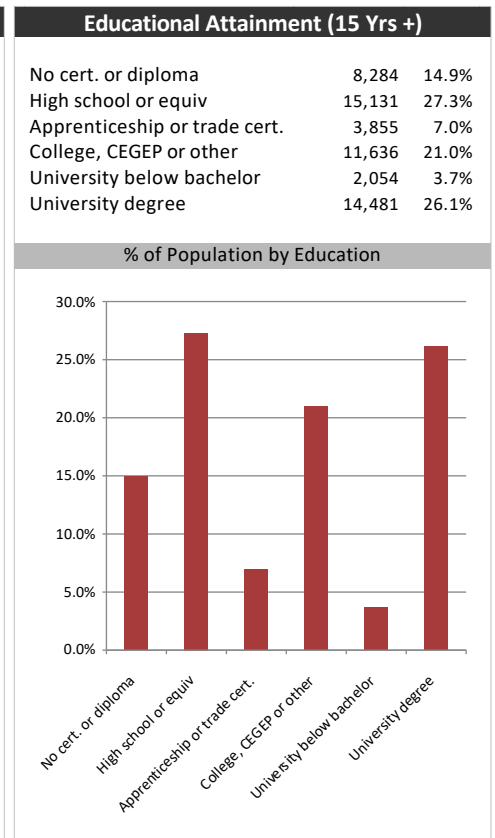
Market Information		
Average Household Spending / Yr		
Mortgage payments	\$	11,257
Cell Phone, Pager & Services	\$	1,727
Internet Access Services	\$	634
Home Renovations	\$	2,629
Retirement & pension fund payments	\$	2,573
Lotteries	\$	990
Health Insurance	\$	663
Household appliances	\$	738
Furnishings	\$	2,221
Computer hardware	\$	364
Auto/Truck Purchase	\$	9,892
Auto/Truck Rental or Lease	\$	423
Air Travel	\$	2,313
Age of Home Owners		
15 to 24 years	165	0.7%
25 to 34 years	2,451	10.5%
35 to 44 years	4,125	17.6%
45 to 54 years	6,065	25.9%
55 to 64 years	5,219	22.3%
65 to 74 years	3,125	13.3%
75 years or over	2,278	9.7%

Population & Household Summary	
Total Population	68,098
Population Growth 2013-2018	6.0%
Population Growth 2018-2023	9.0%
Total Households	23,428
Household Growth 2013-2018	6.0%
Household Growth 2018-2023	9.6%
% of Households with Children	54.8%
% of Households - Married w/ Kids	44.0%
% of Households - Single Parent	10.8%
% of Households by Household Size	

Household Size	% of Households
1 person	~17.5%
2 persons	30.0%
3 persons	~18.0%
4 persons	~22.5%
5 or more persons	~11.5%



Visible Minorities & Language	
Population by Visible Minority	
Chinese	0.9%
South Asian	1.9%
Black	1.2%
Filipino	0.6%
Latin American	0.5%
Southeast Asian	0.1%
Arab	0.1%
West Asian	0.1%
Korean	0.2%
Japanese	0.3%
Visible minority, n.i.e.	0.2%
Multiple visible minorities	0.4%
Population by Mother Tongue	
Single Responses	99.0%
English	85.0%
French	2.2%
Non-Official languages	11.7%
Multiple responses	1.0%



# Georgetown/Acton Independent & Free Press



*Distribution Map*

Map

